

WORCESTER CENTER for | **CRAFTS**

FALL SESSION 2024

ADULT, TEEN, & YOUTH

Classes & Workshops

**CERAMICS • METALS • PHOTOGRAPHY • GLASS
FIBERS • PAINTING • PRINTMAKING • HEALING ARTS**

Session I: Monday, September 9, 2024- Sunday, October 20, 2024

Session II: Monday, October 21, 2024- Sunday, December 8, 2024




Inspiring and building a creative community through the promotion, appreciation, and teaching of craft since 1856!

About Us:

The Worcester Center for Crafts (WCC) is one of the oldest non-profit institutions for craft study in the United States. Founded in 1856 as the Worcester Employment Society to help immigrant women produce and sell hand-crafted wares to support their families, the Center has evolved over the past 164 years into New England's leading center for craft education, exhibition and entrepreneurship. Through an affiliation begun in 2009, the WCC is home to the Worcester State University visual arts studios and partners in community outreach.

The Craft Center's mission is "to cultivate creativity through education, celebration, and the elevation of the art of craft" by providing high-quality craft education and training, by supporting craft artists in their professions, and through advocacy and public education initiatives including adult education classes and workshops, exhibitions showcasing the work of established and emerging artists, artist residencies, lectures, family events, studio rentals, Gallery Store, its Youth Craft + Creativity program and major events. The WCC is a member of the Worcester Cultural Coalition and receives funding from the Massachusetts Cultural Council.



Our Partners:



WORCESTER
STATE
UNIVERSITY



Location Guide + Contact Information

WORCESTER CENTER FOR CRAFTS
25 SAGAMORE ROAD,
WORCESTER, MA

REGISTRATION OFFICE

Email Support:
wccregistration@worchester.edu

Phone Support:
508.753.8183 ext.301

KRIKORIAN GALLERY & GALLERY
STORE

wccgallerystore.com
508.753.8183 ext. 305.

Stay Updated by Following Us

FACEBOOK + INSTAGRAM

WORCESTERCRAFTCENTER
@WORCESTERCRAFTCENTER

TWITTER
WORCESTERCRAFT

WWW.WORCESTERCRAFTCENTER.ORG

508.753.8183

Table of Contents

Ceramics	pgs 4-7
Glass	pgs 8-11
Healing Arts	pgs 12-13
Photo	pgs 14-15
Metals	pgs 16-18
Multi Media	pgs 19-21
Policies	pgs 22-23

A woman in a tan shirt is working on a large, light-colored ceramic vase. The vase is decorated with various floral and leaf patterns. In the foreground, another person's hands are visible, holding a small, dark, spiral-shaped ceramic piece. The background is slightly blurred, showing a workshop setting.

CERAMICS

WHEELTHROWING, HANDBUILDING, SCULPTING, AND GLAZE FIRING!

Wheelthrowing

Wheel I: Introduction to Wheelthrowing 12 Week Intensive
Difficulty Level: Beg.
Cost: \$469
Date & Time: Tu., Sep. 10- Dec. 3, 6:30pm- 9:30pm
Instructor: Rachel Tufts
Date & Time: Sat., Sep. 14- Dec. 7, 10:00am- 1:00pm
Instructor: Rachel Dubicki

This intensive class is for students with little or no clay working experience and will have you learning how to use the potter's wheel to turn stoneware clay into vases, bowls, and mugs. The 12-week format will help you tap into your creativity while learning and improving on the basic skills of working at the potter's wheel, glazing, and finishing your pots. From wedging to throwing to decorating with high-temperature clay, stains, slips, and glazes, this class will develop the skills needed to form and finish your very own pottery.



Wheel I: Introduction to Wheelthrowing
Difficulty Level: Beg.
Cost: \$235
Date & Time: Tu., Sep. 10- Oct. 15, 10:00am- 1:00pm
Date & Time: Tu., Oct. 22- Dec. 3, 10:00am- 1:00pm
Instructor: Rachel Dubicki
Date & Time: Fri., Sep. 13- Oct. 18, 6:30pm- 9:30pm
Date & Time: Fri., Oct. 25- Dec. 6, 6:30pm- 9:30pm
Instructor: Ava Travers

Have you always wanted to learn to use the potter's wheel to turn stoneware clay into vases, bowls, and mugs? This fun, fast-paced class will help you tap into your creativity while learning the basic skills of clay working. From throwing to decorating with high-temperature stains, slips, and glazes, this class will help you develop the skills needed to form and finish your very own pottery.

Wheel 1.5: The Next Steps
Difficulty Level: Beg.-Int.
Pre-requisites: Prior Wheel I enrollment at least twice
Cost: \$235
Date & Time: Thu., Sep. 12- Oct. 17, 3:00pm- 6:00pm
Date & Time: Thu., Oct. 24- Dec. 5, 3:00pm- 6:00pm
Instructor: Jana Silver
Date & Time: Fri., Sep. 13- Oct. 18, 10:00am- 1:00pm
Date & Time: Fri., Oct. 25- Dec. 6, 10:00am- 1:00pm
Instructor: Tom O'Malley

Building on the core skills introduced in Wheel I, the Wheel 1.5: The Next Steps strengthens the skills of wheel working while introducing the student to more forms and techniques on the potter's wheel. Decoration and glazing will be explored in greater detail, while the student gains greater confidence and control in their overall pottery making. Recommended for anyone who has taken Wheel 1 two times or more, and great stepping stone on to Wheel II: How to Make Better Pots.

Wheel II: How to Make Better Pots
Difficulty Level: Int.-Adv.
Pre-requisites: Minimum prior enrollment in Wheel I twice and at least once in Wheel 1.5 in the last 1.5 years
Cost: \$235
Date & Time: Wed., Sep. 11- Oct. 16, 6:30pm- 9:30pm
Date & Time: Wed., Oct. 23- Dec. 4, 6:30pm- 9:30pm
Instructor: Holly Lauer

Express your creativity using the potter's wheel and learn to make better pots. Develop your own ideas and improve your skills and artisanship for form, decoration, and finishing of functional pottery. From mugs to dinnerware and jars, forming and glazing; faculty provides the inspiration and feedback you need to make the pots you want to make.

This class is best suited for intermediate to advanced level wheel-throwers who have taken who have taken a minimum of two Wheel I classes and at least one Wheel 1.5 class within the last year and a half.



Wheel II: How to Make Better Pots 12 Weeks
Difficulty Level: Int.-Adv.
Pre-requisites: Minimum prior enrollment in Wheel I twice and at least once in Wheel 1.5 in the last 1.5 years
Cost: \$469
Date & Time: Mon., Sep. 9- Dec. 2, 10:00am- 1:00pm
Instructor: Lori Mader

Express your creativity using the potter's wheel and learn to make better pots. Develop your own ideas and improve your skills and artisanship for form, decoration, and finishing of functional pottery. From mugs to dinnerware and jars, forming and glazing; faculty provides the inspiration and feedback you need to make the pots you want to make.

This class is best suited for intermediate to advanced level wheel-throwers who have taken who have taken a minimum of two Wheel I classes and at least one Wheel 1.5 class within the last year and a half.



Handbuilding

Introduction to Handbuilding Pottery

Difficulty Level: Beg.

Cost: \$235

Date & Time: Tu., Sep. 10- Oct. 15, 6:30pm- 9:30pm

Date & Time: Tu., Oct. 22- Dec. 3, 6:30pm- 9:30pm

Instructor: Alondra Biberos

Handbuilding offers the beginning student a moderately paced introduction to working with clay while learning some of the basic methods for hand building, developing knowledge for pinching, slab-building, and working with slump molding. Tap into your creativity while exploring construction design and surface treatments to create a variety of table wares. Your instructor will guide you all along the way with both class presentations and demonstrations, as well as personalized attention. A great entry level class to get your hands dirty!

Introduction to Handbuilding Pottery 12 Week Intensive

Difficulty Level: Beg.

Cost: \$469

Date & Time: Mon., Sep. 9- Dec. 2, 10:00am- 1:00pm

Instructor: Claudia Sarver

Top off your week in a fun, supportive studio environment with an array of projects, from functional pottery to sculptural forms, as we introduce you to a range of clay-working techniques. Learn traditional forming techniques such as pinch, coil, and slab construction. If you are more experienced, you can pursue your own independent project with guidance from the instructor. Critical dialogue with the instructor and the group, through supportive critique methods, will be encouraged.

Friday Night Handbuilding (12 Weeks)

Difficulty Level: Int./Adv.

Cost: \$469

Date & Time: Fri., Sep. 13- Dec. 6, 6:30pm- 9:30pm

Instructor: Polly Marie Hansel

Top off your week in a fun, supportive studio environment with an array of projects, from functional pottery to sculptural forms, as we introduce you to a range of clay-working techniques. Learn traditional forming techniques such as pinch, coil, and slab construction. If you are more experienced, you can pursue your own independent project with guidance from the instructor. Critical dialogue with the instructor and the group, through supportive critique methods, will be encouraged. This class is for intermediate to advance level students, with well established clay working skills.



Mixed Topics

New to Clay, New to You

Difficulty: Beg.

Cost: \$235

Date & Time: Fri., Sep. 13- Oct. 18, 3:00pm-6:00pm

Date & Time: Fri., Oct. 25- Dec. 6, 3:00pm-6:00pm

Instructor: Victoria Taft

Learn the fundamentals of clay working in this fun hands on class that will stress core principles of both wheel throwing and hand building with clay. The curriculum is designed for the true beginner, as the faculty will guide you through forming to decorating and firing of your first pots and sculptures, while learning the ins and outs of the studio. Designed for students who are truly new to clay, we recommend students take this class for a maximum of two sessions, then transition into one of our other offerings. A true beginning class, experienced students should not register.



Independent Explorations in Clay

Difficulty Level: Int.-Adv.

Pre-requisites: Prior enrollment history with WCC and/or

Dept. Head permission

Cost: \$235

Date & Time: Wed., Sep. 11- Oct. 16, 10:00am- 1:00pm

Instructor: Polly Marie Hansel

Date & Time: Wed., Oct 23- Dec. 4, 10:00am- 1:00pm

Instructor: Carol Martens

Intermediate to advanced level students take advantage of the opportunity to pursue your own ideas in throwing, handbuilding, sculpting, glazing and decorating, while working at a tempo that reflects your creative style and needs. In this self-directed class setting, work with high-fire clays, slips, and glazes while sharpening your creative thinking, problem-solving, and technical skills through one-on-one direction, instructor demonstration, and group discussion. Choose your way of working, set the pace, and be inspired.

Workshops

Intermediate Level- Wood Firing Workshop

Difficulty Level: Int.-Adv.

Cost: \$414

Date & Time: Mon., Sep. 16 *see online for full dates

Instructor: Lori Mader

This intermediate level workshop is for students who want to work independently producing ware for a group wood firing on Saturday October 12th. The firing, including preparation, loading, firing and post firing clean up and review, will be led by Lori Mader, who brings her atmospheric firing knowledge to Worcester through her practice of producing wood fired pottery at Cedar Swamp Pottery, Ashburnham, MA. Students should make work in another class, via Open Studio (separate registration) or independently. All students must attend each session as outlined below and will participate in the day long firing by taking a shift at the kiln. Students should bring a base understanding of surface and form development for wood firing.

By registering for this workshop, students agree to fully participate in their share of labor associated with this type of firing. If you have questions, please see the department head.

Learn to Use the Potter's Wheel

Difficulty Level: Beg.

Cost: \$85

Date & Time: Sun., Oct. 13, 2:00pm- 5:00pm

Date & Time: Sun., Dec. 8, 2:00pm- 5:00pm

Instructor: Ava Travers

Use the potter's wheel to throw pots, and bowls, and have fun while learning. You will be taught the basics of throwing, practice on the wheel under the instructor's guidance, and decorate your successful "first works".

Student ceramic work must be dried, fired, and glaze fired by the WCC Ceramics Staff after the workshop has ended. Once your work is ready for pick-up, you will be notified via email.

Fun with Slip Decoration

Difficulty Level: Int.-Adv.

Cost: \$75

Date & Time: Sun., Sep. 29, 1:00pm- 4:00pm

Instructor: Rachel Dubicki

Learn amazing tips and tricks to juice up the surface of your pots with porcelain slip! By adding line and texture to your pots you will accentuate your glazes and complement your forms as you bring the surfaces alive in ways throwing alone cannot do. You will learn to prepare the slip, a range of application techniques and tips on drying and glazing. For intermediate to advanced students.

Pottery Invitational Workshop!

Puzzle Pots: Stacking Canisters Sets with Maya Machin

Difficulty Level: Int.-Adv.

Cost: \$214

Date & Time: Sun., Nov. 3, 10:00am- 4:00pm

Instructor: Maya Machin

Explore the process - and challenges - of making pots with multiple pieces. In this hands-on workshop we will delve into the intricacies of making a cohesive form that comes apart and can be put together again like a puzzle. We will discuss and practice technical skills as well as aesthetic choices. The shorter length of this workshop will compel us to focus on the process of making and less on the finished piece. Basic wheel throwing experience necessary, an ideal workshop for intermediate to advanced students.



Making a Good Pot with Tom O'Malley

Difficulty Level: Int.-Adv.

Cost: \$80

Date & Time: Mon., Dec. 9, 6:30pm- 9:30pm

Instructor: Tom O'Malley

From ergonomics to proportion and well beyond...to get us started we will look at a slide show of historic and contemporary works to handling of actual pots, viewing them from a standpoint of design and utility. Examination will be complemented with a series of hands on exercises that explore basic design principles that can be applied to your work. Fundamentals of pottery form, such as rims, lips, feet, handles will be presented through demonstration. This class is great for intermediate and advanced ceramic students with sound basic throwing skills and an eagerness to get their hands dirty

Stoneware claybody will be provided.

Family & Youth

Family Fun with Clay - Adult & Child (Ages 5+)

Difficulty Level: All Lvl's

Cost: \$300 (Additional Family Member Option available for \$135.00)

Date & Time: Sat., Sep. 14- Oct. 19, 10:00am- 12:30pm

Date & Time: Sat., Oct. 26- Dec. 7, 10:00am- 12:30pm

Instructor: Polly Marie Hansel

One of our most popular classes returns, bringing families together in an atmosphere of creativity and fun. Adults and children learn together about pinch pots, coil pots, and using slips and glazes for color while making wild and wonderful things together! Learning as a family team, you will work with a variety of tools, learning about texture, color and form as a range of techniques are covered. Come join the fun! All you need is your imagination, and each other!

This class is limited to three members per family so that more families can participate.

Registration fee is for one adult and one child. You may opt to add one additional family member (adult OR child) during the registration by selecting the optional "additional family member fee".

The same family members are requested to attend each class.

Children ages 5 and up!

Limited to a total of 12 students.



Teens at the Wheel (14-17)

Difficulty Level: All lvs

Cost: \$245

Date & Time: Wed., Sep. 11- Oct. 16, 4:00pm- 6:00pm

Date & Time: Wed., Oct. 23- Dec. 4, 4:00pm- 6:00pm

Instructor: Clay Studio Faculty

Take a seat at the wheel! Instructor demonstration and hands-on exploration will grow your ceramics techniques while developing your own unique style. A mix of instructor-led and free-choice projects make this class great for 14-17 year old returning students and students beginning or growing their ceramics art portfolio. Being creative can get messy, so please dress for mess!

Clay, firing and tools provided.

A woman with dark hair, wearing safety glasses on her head and a white ribbed t-shirt, is smiling as she works at a wooden workstation. She is surrounded by various glass-making materials and tools. In the foreground, there are several white trays containing colorful glass shards and pieces. A bottle of Elmer's Clear Glue is visible on the table. The background shows a workshop environment with shelves and equipment.

GLASS

STAINED GLASS, ENAMELING, FUSING, AND SLUMPING!

Fusing Glass is the joining together of pieces of glass at high temperatures, usually in a kiln. This is usually done roughly between 1292 °F and 1312 °F and can range from *soft fusing* at lower temperatures, in which separate pieces of glass stick together but still retain their individual shapes, to *full fusing* at higher ones, in which separate pieces merge smoothly into one another.

Stained Glass

Beginner Stained Glass

Difficulty Level: Beg.

Cost: \$320

Date & Time: Wed., Sep. 11- Oct. 16, 6:30pm- 9:30pm

Date & Time: Wed., Oct. 23- Dec. 4 6:30pm- 9:30pm

Instructor: Jeanne Kowal

In this 6 week class, you will learn the process of making stained glass. You will be taught the copper foil method also known as the Tiffany method. During the first class the instructor will teach you all the steps you need to know while you create a small stained glass suncatcher. The rest of the classes will be dedicated to a design choice of your own. Size and number of pieces in the design will be limited to a reasonable size that can be completed within the next 5 weeks.

Intermediate Stained Glass

Difficulty Level: Int./Adv.

Pre-requisites: Beg. Stained Glass

Cost: \$320

Date & Time: Tu., Sep. 10- Oct. 15, 6:30 - 9:30 pm

Date & Time: Tu., Oct. 22- Dec. 3, 6:30 - 9:30 pm

Instructor: Jeanne Kowal

This stained glass class is offered to anyone who has gone through the beginner 6 week stained glass class. The complexity of the projects and types of projects will be geared towards more advanced students.

Prerequisite: Prior enrollment in Beginner/Intermediate Stained Glass class at least twice at the WCC required AND instructor permission. Please contact Department Head Tomo Sakai at tsakai@worchester.edu

(3 weeks) All Level Stained Glass

Difficulty Level: All lvls

Cost: \$160

(This course meets 3 times)

Date & Time: Mon., Sep. 9- 23, 12:30pm- 3:30pm

Date & Time: Mon., Sep. 30- Oct. 14, 12:30pm- 3:30pm

Date & Time: Mon., Oct. 21- Nov. 4 12:30pm- 3:30pm

Date & Time: Mon., Nov. 11- Dec. 2, 12:30pm- 3:30pm

Date & Time: Fri., Sep. 13- 27, 9:30am- 12:30pm

Date & Time: Fri., Oct. 4- 18, 9:30am- 12:30pm

Date & Time: Fri., Oct. 25- Nov. 8, 9:30am- 12:30pm

Date & Time: Fri., Nov. 15- Dec. 6, 9:30am- 12:30pm

Instructor: Jeanne Kowal

Finding it hard to commit to an evening class or a 6 week course? In this 3 week course you'll have enough time to finish a smaller project without the commitment of 6 weeks or the rush of a 1 day workshop. All levels are welcome!

This course meets 3 times



Came Glasswork

Difficulty Level: Beg.

Cost: \$320

Date & Time: Mon., Oct. 21- Dec. 2, 6:30pm- 9:30pm

Instructor: Lars Paulson

Join our 6 week Came Glasswork class to master the art of creating stunning stained glass pieces using traditional lead cane techniques. Whether you're a beginner or have some experience, this course offers hands-on instruction to craft beautiful, intricate designs. We will be making 8"x11" or smaller sizes to learn about this technique. You can use the provided template or you can create your own design.

Basic materials are included. Students can buy materials from the studio as needed.

Please wear natural fibers (cotton, linen, wool, etc.) and closed-toe shoes.

This course meets 6 times: 10/21, 10/28, 11/4, 11/11, 11/18, 12/2 (No class on 11/25 due to our Holiday Festival)

Stained Glass Holiday Ornaments

Difficulty Level: All lvls

Cost: \$85

Date & Time: Sun., Dec. 8, 3:00pm- 6:00pm

Instructor: Jeanne Kowal

Get into the winter holiday spirit and make your own stained glass ornament to decorate your home or to give as a gift! There will be different basic templates to choose from. All levels are welcome!

Stained Glass Patchwork Heart


Difficulty Level: All lvls

Cost: \$85

Date & Time: Sat., Oct. 26, 4:30pm- 7:30pm

Instructor: Jeanne Kowal

Create a patchwork heart in warm fall colors or whatever colors inspire you! All materials are included.



Stained Glass Decorative Fan Lamp

Difficulty Level: All lvls

Cost: \$130

Date & Time: Sun., Sep. 29, 2:00pm- 6:00pm

Date & Time: Sun., Nov. 10, 2:00pm- 6:00pm

Instructor: Jill Goyette

In this 4 hour workshop, we will make a traditional fan lamp that can be interchanged by season or mood. It will be a great gift for your loved one or yourself! All materials are included.

Stained Glass Fall Leaves

Difficulty Level: All lvls

Cost: \$85

Date & Time: Sun., Sep. 22, 3:00pm- 6:00pm

Instructor: Jeanne Kowal

In this beginner level one-day workshop you'll be introduced to the process of stained glass while making a colorful fall leaf to hang in your window year round!

Stained Glass Pumpkins

Difficulty Level: All lvls

Cost: \$85

Date & Time: Sat., Oct. 12, 4:30pm- 7:30pm

Instructor: Jeanne Kowal

Get your Fall On! Celebrate the Season by making a Beautiful Stained Glass Pumpkin.



Stained Glass Full Moon Mobile

Difficulty Level: All lvls

Cost: \$95

Date & Time: Sat., Nov. 16, 3:30pm- 7:30pm

Instructor: Jeanne Kowal

Join us on the night of the full moon to create a one-of-a-kind moon mobile! The mobile will be made of stained glass and natural elements consisting of a small branch and hemp fiber garden string. The moons themselves will be cut out of stained glass and wrapped in copper foil. A wire hook will be attached to the Moons (one full moon and two half Moons) and tied to the small branch resulting in a stunning mobile. All levels are welcome!

Stained Glass Feathers

Difficulty Level: All lvls

Cost: \$85

Date & Time: Sun., Nov. 17, 3:00pm- 6:00pm

Instructor: Jeanne Kowal

Inspired by many cultures and beliefs, the feather is a symbol of strength, honor, freedom, peace, spirit, healing, and friendship to name a few. Create a multicolored stained glass feather. Give this lovely meaningful sun catcher to a friend or hang it in your own window to enjoy as a gift to yourself!



Stained Glass Nature Inspired 8x8 Window Panel

Difficulty Level: All lvls

Cost: \$175

Date & Time: Sat., Sep. 14, 10:00am- 4:00pm

Instructor: Jeanne Kowal

Choose either an ocean scene or a landscape. By the end of this 6 hour workshop, you will leave with a beautiful nature inspired piece of art in stained glass. All materials are included.

Stained Glass Fall Inspired Sun Catcher

Difficulty Level: All lvls

Cost: \$85

Date & Time: Sat., Sep. 21, 4:30pm- 7:30pm

Instructor: Jeanne Kowal

Welcome to fall and fall colors. In this class, we'll create a sun-catcher that captures the warm and wonderful colors of fall. All materials are included.

Stained Glass October Inspired Sun Catcher

Difficulty Level: All lvls

Cost: \$85

Date & Time: Sun., Oct. 13, 3:00pm- 6:00pm

Instructor: Jeanne Kowal

Choose a spooky bat or a colorful leaf. October is full of surprises! All materials are included.

Stained Glass Quilt Square

Difficulty Level: All lvls

Cost: \$175

Date & Time: Sat., Nov. 9, 10:00am- 4:00pm

Instructor: Jeanne Kowal

Let the nesting begin. As the cooler weather settles in what is more cozy than a quilt? Create a beautiful quilt square in stained glass. All materials are included.

Stained Glass Candle Sun Catcher

Difficulty Level: All lvls

Cost: \$85

Date & Time: Sat., Dec. 14, 4:30pm- 7:30pm

Instructor: Jeanne Kowal

Decorate your window with this stained glass candle to signify the warmth and beauty from within. All materials are included. No experience is necessary.

Stained Glass Poinsettia Flower

Difficulty Level: All lvls

Cost: \$85

Date & Time: Sun., Dec. 15, 3:00pm- 6:00pm

Instructor: Jeanne Kowal

Season's greetings! This beautiful stained glass holiday flower will help set the tone for the most wonderful time of the year! All materials are included. No experience is necessary.



Fusing

Friday Night Fun: Fused Glass Pizza
Difficulty Level: All lvls
Cost: \$85
Date & Time: Fri., Sep. 27, 6:00pm- 8:00pm
Instructor: Tomo Sakai

Let's make glass pizza with your favorite toppings! We can make slices as ornaments or pendants.
All materials are included. No experience is necessary.
Your work will be available for pick-up a few days later after firing.

Enameling

All Levels Enameling
Difficulty Level: All lvls
Cost: \$335
Date & Time: Thu., Sep. 12- Oct. 17, 6:00pm- 9:00pm
Instructor: Peter Grigg and Jennifer Carey

Enameling, the fusing of finely ground glass to metal, is an ancient art dating to the Bronze Age. Requiring precise firing at temperatures generally between 1400 and 1650 degrees, the process renders permanent the vibrant transparent, opalescent, and opaque colors of glass frit. It is a medium placed firmly in the zone where art and craft merge and is used in jewelry making and the decorative arts. In this 6 week class, students will explore basic principles and survey essential techniques such as cloisonné, photo transfer, stenciling, sgraffito. Students will complete several pieces suitable for jewelry or decorative objects. Basic materials are included. Students can buy materials from the studio as needed. Students should bring a KN-95 mask; painting brushes, craft tweezers, and manicure scissors. Please wear natural fibers (cotton, linen, wool, etc.) and closed-toe shoes.



Enameling and Metal Work
Difficulty Level: Beg.
Cost: \$335
Date & Time: Thur., Oct. 24- Dec. 5, 6:00pm- 9:00pm
Instructor: Peter Grigg and Jennifer Carey

An interdisciplinary course that allows students to explore the possibilities of enameling and metal work including making settings, surface enhancement, etching and other techniques

Basic materials are included. Students can buy materials from the studio as needed. Students should bring a KN-95 mask; painting brushes, craft tweezers, and manicure scissors.



Graphite on Enamel Pendants!
Difficulty Level: All lvls
Cost: \$115
Date & Time: Sat., Sep. 21, 12n- 3:00pm
Date & Time: Sat., Dec. 7, 4:30pm- 7:30pm
Instructor: Nicholas Hesson

Students will dive into surface design on etched enamel surfaces using graphite pencils to create their own unique designs! You will learn how to etch enamel, fire your pieces in an electric kiln, and draw tips for successful designs! Basic metalsmithing skills will be briefly introduced and demonstrated with several in process pieces provided to ensure everyone finishes at least 1 -2 pendants to take home! All materials are included. No experience is necessary.

Enamel Earrings!
Difficulty Level: All lvls
Cost: \$115
Date & Time: Sat., Oct. 12, 12n- 3:00pm
Instructor: Nicholas Hesson

Students will experiment on flat enamel surfaces using stencils and color to create unique earrings! You will learn how to sift enamel, use stencils for design elements, fire your pieces in an electric kiln, and cover color theory tips for successful designs! Basic metalsmithing skills will be briefly introduced and demonstrated with several in process pieces provided to ensure everyone finishes at least 1 pair of earrings to take home! All materials are included. No experience is necessary.

Enameled Holiday Ornaments!
Difficulty Level: All lvls
Cost: \$115
Date & Time: Sat., Dec. 7, 12n- 3:00pm
Instructor: Nicholas Hesson

Students will create their own unique holiday ornament using enamel surface design techniques on flat enamel surfaces. You will learn how to sift enamel, use stencils and masking for design elements, and fire your pieces in an electric kiln. Basic shapes and templates will be provided, those with prior metalsmithing experience can cut their own designs if they so choose. Students will leave with at least 1-2 finished enameled ornaments for the holidays! All materials are included. No experience is necessary.

Family & Youth

Family Friday Night Fun: Fused Glass Ornaments (8+)
Difficulty Level: All lvls
Cost: \$160 (Additional Family Member Option available for \$60)
Date & Time: Fri., Dec. 13, 5:30pm- 7:30pm
Instructor: Tomo Sakai

Create your own fused glass ornaments with a range of colors provided for you. There will be plenty of templates and ideas for designs or you can bring your own. You'll learn about the basics of cutting and shaping glass for fusing, make 1-2 pieces of ornaments which you'll leave at the end of class for firing, and your finished creations will be ready for you a few days after the class. Let's make great gifts for each other! All materials are included. No experience is necessary.

Family Stained Glass Holiday Stars (10+)
Difficulty Level: All lvls
Cost: \$140 (Additional Family Member Option available for \$60)
Date & Time: Sat., Dec. 14, 12:30pm- 3:30pm
Instructor: Jeanne Kowal

Make dazzling Holiday Stars to hang in your window, on your tree, or anywhere you like! These stained glass stars are sure to catch the light just right anywhere you put them. All materials are included. No experience is necessary.

HEALING ARTS

YOGA, REIKI, MEDITATION, CRYSTALS, AND MORE!



Yoga

Functional Yoga: Through the Chakras

Difficulty Level: Adv. Beg.

Cost: \$150

Date & Time: Tue., Sep. 10- Oct. 15, 5:30pm- 6:30pm

Instructor: Beth Woodruff

Yoga philosophy describes energy centers in the body which yogis called Chakras, meaning 'wheels'. They understood health or disease as directly correlated to the motion of these wheels. Today, we know more and more about how we can influence our own well-being with a yoga practice. This class will explore this subtle system through poses and practices for awakening vitality and vibrance for healthy living in our bodies and our minds. Chairs will be available for use as props.

Please bring: Yoga mat, 2 yoga blocks, 1 yoga strap, 1 yoga blanket

Functional Yoga: 6 Peaks in 6 Weeks

Difficulty Level: Adv. Beg.

Cost: \$150

Date & Time: Tue., Oct. 22- Dec. 3, 5:30pm- 6:30pm

Instructor: Beth Woodruff

Breathe new life into old poses! Each class will focus on a peak pose, breaking down the essential elements for better alignment and sustainability. Develop strength and confidence as you discover healthy living through practices that support the pose. Chairs will be available for use as props.

Please bring: Yoga mat, 2 yoga blocks, 1 yoga strap, 1 yoga blanket

Holiday Restorative Yoga

Difficulty Level: Adv. Beg.

Cost: \$38

Date & Time: Tue., Dec. 10, 6:00pm- 7:30pm

Instructor: Beth Woodruff

Feeling pulled in every direction by the demands of the holiday season? This class offers a chance to come back to your center, to refresh the body, the breath, and the mind. Gentle movement, gentle breathwork, and gentle supported poses will be offered.

Students should bring: 2 yoga blocks, a yoga strap, yoga bolster, yoga blanket, and yoga mat.

Family & Youth

Family Tai Chi Chuan: Balance and Harmony (7+)

Difficulty Level: All lvls

Cost: \$30

Date & Time: Sun., Sep. 22, 1:00pm- 2:30pm

Date & Time: Sun., Oct. 13, 1:00pm- 2:30pm

Instructor: Rick Rocha

During this 90 minute workshop Rick will guide you into an Ancient Chinese Land to discover this mysterious thing called Qi (Chi), which moves within each one of us...and learn how to use it. You will also be introduced to; the Chinese language, Tai Chi Martial Art theory, and learn how to trace the Yin/Yang symbol. Be like a flowing river with "Grasp the Sparrows Tail". If you can laugh at yourself, you will have FUN learning new ways to move. The most important reason to practice is overall Health, Wellness, and Longevity.

Other Topics

Uncovering What Moves Us (3 week, online course)

Difficulty Level: Beg.

Cost: \$75

Date & Time: Wed., Oct. 2-16, 5:30pm- 6:30pm

Instructor: D Zeutas-Broer

Do you ever have the feeling that you have been somewhere before? Does a certain person or animal seem familiar? Do you feel like you were born with certain talents or emotional responses? There is emerging evidence that certain inherited experiences, such as trauma, can be passed by the survivor to descendants via DNA. Maybe talents are as well or even memories. In this online class, imagery sessions will offer a beginning opportunity to explore what our influences may be. Participants will access a dream like state while awake. For some, it may feel like a regression to a past life, which significantly relates to the present. For others, it may be a visual metaphor, which can be easily interpreted for a better understanding of reoccurring life patterns, impulses, and relationships. Participants will have time to write, draw or use any creative expression of their choice to record and integrate what they discover. Students shall have writing or art materials and wear comfortable clothing. Yoga mats, pillows, and eye pillows can be used for relaxation during the imagery session.

Creative Awareness (online course)

Difficulty Level: Beg.

Cost: \$75

Date & Time: Wed., Oct. 30- Nov. 13, 5:30pm- 6:30pm

Instructor: D Zeutas-Broer

This workshop will offer a variety of ways to access self awareness, creativity, and healing. Participants have the opportunity to gain understandings from body history and physical responses, as well as guidance from the nature/animals and more. D draws on experience with a variety of modalities including Psychosynthesis, the Hakomi method (formerly Body Centered Psychotherapy), Reiki, and yoga/mindfulness. She will adapt the workshop to the participants. There are always surprises. Please be as comfortable as possible in clothing and surroundings and have a journal or sketchbook for this workshop. Previous experience working with D or with guided imagery is helpful, but not necessary. Students should bring: a journal or sketchbook

Sound Healing Immersion Experience

Difficulty Level: All lvls

Cost: \$30

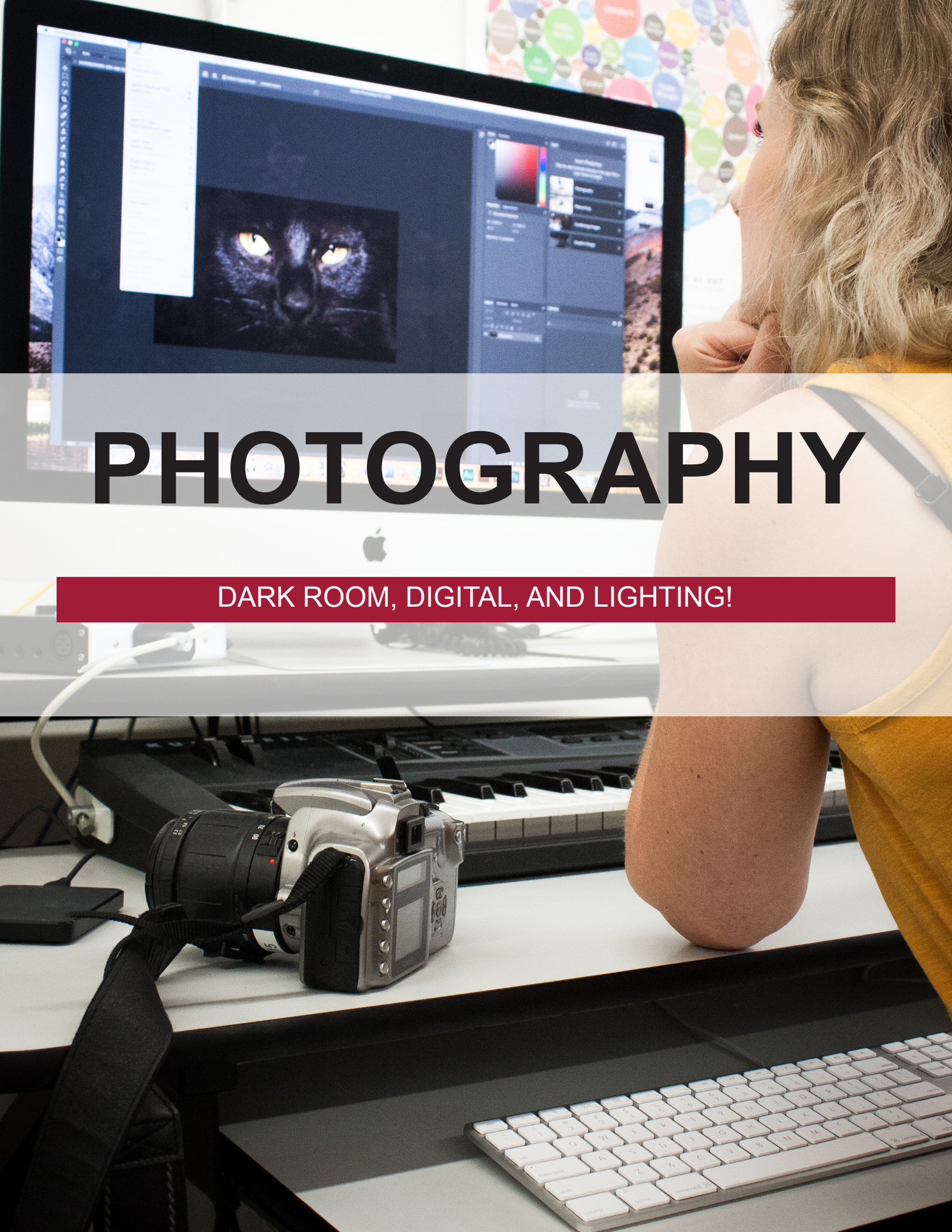
Date & Time: Fri., Sep. 20, 5:30pm- 6:30pm

Date & Time: Fri., Nov. 8, 5:30pm- 6:30pm

Instructor: Gina Cranford

Release the stresses and tensions of everyday life while receiving healing energy from Reiki and Sound vibrations. Participants lay comfortably on yoga mats or sit in chairs while Reiki Master and Sound Healing Practitioner Gina Cranford plays combinations of crystal sound bowls, opening and balancing energy centers (chakras) and creating a meditative, relaxing, and soothing experience. Please bring your own mat, blanket, pillow, or other comfort items as needed.





PHOTOGRAPHY

DARK ROOM, DIGITAL, AND LIGHTING!

Digital

Introduction to Digital Photography I

Difficulty Level: Beg.

Cost: \$240

Date & Time: Tu., Sep. 10- Oct. 15, 6:30pm - 9:30 pm

Instructor: Caterina Maina

Learn the basic skills needed to get the most out of digital cameras in a friendly and nurturing environment. A perfect course for beginning students, as well as seasoned amateurs who would like to brush up on the basics. 35mm based single lens reflex (DSLR) cameras, as well as compact point and shoot cameras that can be manually operated are welcome. Beginning students will learn basic photographic principals such as the camera and its controls, how to use aperture and shutter speed together to gain a proper exposure, depth of field, white balance, tricky lighting situations, and how to get the right image. Later in the session student will be introduced to basic digital workflow and image cataloging from camera to computer, with an introduction to digital photography software. Students will provide their own camera and will be assigned a computer workstation accessible during class time.

It is requested all students provide a new, unused memory card for their camera before interfacing with computers in the lab.

Introduction to Digital Photography II

Difficulty Level: Int.- Adv.

Cost: \$260

Date & Time: Tu., Oct. 22- Dec. 3, 6:30pm - 9:30 pm

Instructor: Caterina Maina

Take the next steps with your understanding of digital photography with "Digital Photography II." In this course, you will improve your use of manual settings while learning how to "see" when looking through the viewfinder of your camera. Explore some of the many different types of photography such as portrait, landscape, still life, and abstraction, as you become more confident with your choices of composition and visual content. You will improve your digital workflow and learn basic photo editing skills using Adobe Photoshop. Print-quality images will be created as students learn the basic steps of preparing an image print, with each student producing three prints for review during the final class. Students should be familiar with the basics of photography as well as the controls and functions of their digital camera and will be assigned a computer workstation accessible during class time. Perfect for those who have taken "Intro to Photography" or want to improve their beginner skills in digital photography.



Darkroom

Introduction to Darkroom Photography

Difficulty Level: Beg.

Cost: \$250

Date & Time: Thu., Sep. 12- Oct. 17, 6:30pm - 9:30 pm

Date & Time: Thu., Oct. 24- Dec. 5, 6:30pm - 9:30 pm

Instructor: Paul Dumanoski

Interested in old school black and white film photography? Well, this is the place to get involved with all aspects of this interesting process, from loading and operating a film camera, developing the film into negatives and then turning them into beautiful back and white prints. Learning about composition is ongoing with critiques at each stage of the process. In addition to learning the process of black & white film photography, there is the community of fellow film photographers that "develops" around the darkroom sinks as the more experienced members of the class offer support and comments to the newer members. All of the darkroom facilities are available at each class.





METALS

FORGING, 3D PRINTING, METALSMITHING, AND CASTING!

Metalsmithing

Intro to Metals 1: Jewellery & Small Objects

Difficulty Level: Beg.

Cost: \$330

Date & Time: Tu., Sep. 10- Oct. 15, 6:00pm- 9:00pm

Date & Time: Tu., Oct. 22- Dec. 3, 6:00pm- 9:00pm

Instructor: Nicholas Hesson

Beginning students will explore the fundamentals of working with metal to make jewelry and small objects. Learn basic techniques such as sawing, piercing, filing, disc cutting, dapping, doming and finishing. This class will also introduce students to techniques such as soldering, metal forming and basic construction. Students will begin to develop skills and personal creativity through instructor-guided projects that focus on design and execution. Each student will be encouraged to complete two to three pieces while becoming more proficient with the materials, tools, studio equipment, and safety practices. This class is also great for previous entry-level students who would like additional instruction and support.



Independent Explorations in Jewelry Making

Difficulty Level: Int./Adv.

Cost: \$285

Pre-requisites: Jewelry/Metals 1 & 1.5 or Dept. Permission

Date & Time: Thu., Sep. 12- Oct. 17, 6:00pm-9:00pm

Date & Time: Thu., Oct. 24- Dec. 5, 6:00pm-9:00pm

Instructor: Melanie Atherton

Looking for the next step after Intro 1.5 or 2? Or have a specific jewelry project in mind but need design or technical support/guidance? You found the right class! In this open studio course, students will set personal goals, design their own projects and explore the medium with the design and technical guidance of a studio jeweler.

Minimum requirement of completing Intro 1 course or equivalent experience...

Students should bring their own materials / No Materials kit provided.



Intro to Chasing and Repousse

Difficulty Level: Beg.

Cost: \$275

Date & Time: Sat.- Sun., Sep. 14-15, 10:00am- 4:00pm

Date & Time: Sat.- Sun., Oct. 26-27, 10:00am- 4:00pm

Instructor: Michael Coffey

Transform flat sheets of metal into almost anything! Chasing and Repousse (pronounced reh-poo-say) is a pair of techniques used around the world and can be applied in many ways. Jewelry pieces, wall art, decorations on cups, bowls, pitchers, and more! Students in this weekend-long intensive can expect to go home with at least one small (2x2" square) finished design, as well as all the knowledge and tools necessary to continue their exploration of these techniques at home, including how to make their own tools to suit their future projects. No prior metalworking experience is necessary to attend.

Raised Vessels 101

Difficulty Level: Beg.

Cost: \$245

Date & Time: Sat., Sep. 21, 10:00am- 4:00pm

Date & Time: Sat., Nov. 2, 10:00am- 4:00pm

Instructor: Michael Coffey

Raising is the process of taking a flat sheet of metal and progressively hammering it over a forming stake to create a variety of 3D shapes - typically bowls, cups, pitchers, and other vessels, but there are nearly endless creative uses for this technique! In this class we will start with the basics and create a round, symmetrical cup or bowl starting with a 6" disc of copper. No previous metalwork is required for this class.

Dishing Bowls

Difficulty Level: Beg.

Cost: \$215

Date & Time: Wed., Oct. 9, 6:00pm- 9:00pm

Date & Time: Wed., Nov. 6, 6:00pm- 9:00pm

Instructor: Michael Coffey

Enjoy a relaxing and fulfilling evening of forming copper into a shallow bowl in this class! Students can expect to go home with at least one bowl, hand formed and finished in a selection of different forms. You will be supplied with a pre-cut copper disc to work with, but the subjects of how to source, cut, prepare, and potentially add texture your own at home will be covered as well. No prior metalworking experience is required for this class.

Cuttle Fish Casting

Difficulty Level: Beg.

Cost: \$275

Date & Time: Sun., Sep. 22, 10:00am- 4:00pm

Date & Time: Sun., Oct. 27, 10:00am- 4:00pm

Instructor: Nicholas Hesson

If you love playing with fire and metal this course is for you! Students will learn how to carve molds into cuttlebones (the backbone of the mediterranean squid, the cuttlefish), learn how to melt and pour metal into their molds, and learn finishing techniques for cast objects! Students can expect to leave the workshop with at least one piece of finished jewelry. Basic materials included. Students can buy additional materials from the studio as needed.



Forging

Beginner Forging for Non-ferrous Metals

Difficulty Level: Beg.

Cost: \$245

Date & Time: Wed., Sep. 15, 6:00pm- 9:00pm

Date & Time: Wed., Nov. 6, 6:00pm- 9:00pm

Instructor: Louis Garcia

In this unique class the student will enter the realm of forging non-ferrous Metals such as copper, bronze, and silver. Starting by hammer shaping and drawing plasticine (yes, you read that right!), the student will learn hammer usage and control, becoming used to seeing and feeling the hammer strokes on a soft and delicate surface before moving on to forging annealed copper.

This class opens up the beginner to more advanced classes in the "Ring Cycle" historic silver forging series such as Money Rings and the Gotland Ring.



Basic Ancient Plaiting Techniques

Difficulty Level: Beg.

Cost: \$245

Date & Time: Wed., Sep. 11, 6:00pm- 9:00pm

Date & Time: Wed., Oct. 23, 6:00pm- 9:00pm

Instructor: Louis Garcia

In this workshop students will explore basic plaiting (decorative wire twisting) techniques used from the Iron Age to the Viking Age from the Celts to the Vikings. Explore twist patterning and finished ends while creating your very own plaited bracelet. No experience required. All levels welcome!

Advanced Ancient Plaiting Techniques

Difficulty Level: Int./ Adv.

Cost: \$245

Date & Time: Wed., Sep. 18, 6:00pm- 9:00pm

Date & Time: Wed., Oct. 30, 6:00pm- 9:00pm

Instructor: Louis Garcia

In this class students will delve further into the Celtic and Viking plaiting (wire braiding) techniques that were covered in workshop one. Explore more complex plaiting patterns and learn how to use a core to support hollow plaiting structures. This is a Level 2 workshop, Basic Plaiting Techniques required.

Additional Topics

Intro to Clay Jewelry

Difficulty Level: Beg.

Cost: \$245

Date & Time: Wed., Oct. 16, 6:00pm- 9:00pm

Date & Time: Wed., Nov. 13, 6:00pm- 9:00pm

Instructor: Tiffany DiFreitas

Learn how to create fun, lightweight jewelry with polymer clay! A multi-week class that will provide a hands on experience with the tips, tricks, and tools to creating beautiful jewelry. Techniques taught will include conditioning, blending, marbling, mokume gane, florals, and more! Pieces will be baked between classes with finishing touches done the following week. Project examples include earrings, necklaces, bookmarks, magnets, charms, and handcrafted beads.

Intro to Blacksmithing

Difficulty Level: Beg.

Cost: \$250

Date & Time: Sun., Sep. 29, 9:30am- 5:30pm

Date & Time: Sun., Dec. 8, 9:30am- 5:30pm

Instructor: Joshua Swalec

Students will learn the basics of hand forging hot steel, using fire, anvil, hammers and other hand tools. Techniques will include drawing out the steel, bending, and twisting. Students will produce a decorative hook and a grilling fork.





MULTI MEDIA

FIBERS, PRINT MAKING, PAINTING, AND MORE!



Printmaking

Introduction to Screen Printing

Difficulty Level: Beg.

Cost: \$290

Date & Time: Mon., Oct. 21- Dec. 2, 6:00pm- 9:00pm

Instructor: Bridey McGlynn

Explore the amazing world of screen printing! Screen printing can be used to make art prints, posters, t-shirts, bags, greeting cards, and so much more! In this course, students will use a positive screen printing method (screen filler and drawing fluid) to learn the basics of screen printing. They will create 2 fun projects with the foundational skills they learn in the course.



Eco Printing with Plants

Difficulty Level: All lvls

Cost: \$85

Date & Time: Sat., Oct. 26, 10:00am- 12:30pm

Instructor: Mallorey Caron

Using real flowers, create permanent, a colorful print one 22"x22" scarf. Flowers and steam combine in a process called bundle dyeing to imprint abstract, watercolor-esque markings on silk. Using real roses, hollyhock, and eucalyptus (to name a few) delight in the alchemical process of eco-printing. Students will be provided with one 22x22" piece of silk to create two different color ways. All materials for this workshop will be provided.

Painting & Paper Crafts

Watercolor Techniques (10 week course)

Difficulty Level: All lvls

Cost: \$525

Date & Time: Thu., Sep. 12- Nov. 21, 6:00pm- 9:00pm

Instructor: Kat O'Connor

A painting class that will emphasize technique and its importance in the development of the individual's own style. Complete beginners to more experienced painters are welcome. Beginning painters will learn basic watercolor technique. Intermediate to advanced painters can work on their own projects or polish their technical skills.



Creative Journaling (8 week course)

Difficulty Level: All lvls

Cost: \$320

Date & Time: Tue., Sep. 10- Oct. 29, 6:00pm- 9:00pm

Instructor: Patti Kelly

Come relax & have fun while creating pages in your journal book. Experiment and discover new techniques with a variety of materials including watercolors, and or acrylics, colored pencils, charcoal, graphite, and collage. Your journal book will become your personal journey each week.

Luscious Pasted Papers

Difficulty Level: All lvls

Cost: \$160

Date & Time: Sat., Sep. 14, 10:00am- 4:00pm

Instructor: Lois Rossiter

Enjoy the tactile play of applying pigments and paste to paper to create both spontaneous and planned surface patterns and textures. Use several simple recipes of colored paste and some unusual mark-making tools, and create a variety of beautiful papers that can be further used in handmade books, cards or even gift wrapping.

Fibers

Weave a Table Runner!

Difficulty Level: All lvls

Cost: \$197

Date & Time: Wed., Oct. 30, 10:00am- 4:00pm

Instructor: Dahlia Popovits

Learn to master the art of hand weaving and weave a table runner to be taken home at the end of the class.

No previous experience is necessary, as you will be guided by Dahlia through the weaving, design and finishing process. We will be weaving with repurposed cotton fabric strips and luxury yarns on rigid heddle looms. Each student will be encouraged to see this way of weaving as a potential form of art and design which will be foremost in determining a unique table runner.

Consider bringing your own fabrics to cut into strips and weave with. These can include a son's flannel shirt, a husband's neckties, patterned sheets which are no longer in service, etc.

Dahlia will have many cotton fabric strips to choose from as well.

Weave a Log Cabin Dish Towel or Placemat!

Difficulty Level: All lvls

Cost: \$203

Date & Time: Thu., Oct. 10, 10:00am- 4:00pm

Instructor: Dahlia Popovits

This single session will allow the exploration of the many potential designs of log cabin technique, while you weave either 2 handsome placemats OR dish towels woven in cotton yarn, to be taken home at the end of the class.

Weave a Wall Hanging!

Difficulty Level: All lvls

Cost: \$195

Date & Time: Wed., Dec. 11, 10:00am- 4:00pm

Instructor: Dahlia Popovits

Explore the world of color and texture through this 5 hour tapestry weaving class taught on a prewarped rigid heddle loom. You will leave with a finished wall hanging of your own design at the end of the class. You will learn to weave popular tapestry techniques including rya, sumac, and essential tapestry techniques in order to weave shapes and modulations into your design. Weaving can be very soothing.... A true de stressor! Unwind your mind and zone out with this creative project. No prior experience is needed.

Holiday Placemats

Difficulty Level: All lvls

Cost: \$200

Date & Time: Wed., Nov. 13, 10:00am- 4:00pm

Instructor: Dahlia Popovits

Weave a set of Holiday Placemats. Make it be special for the holidays. Using cotton yarns or repurposed cotton fabric strips, you will be proud of your new placemats, either for yourself or for gift giving. Pre warped rigid heddle looms will be available for you in a variety of colors for you to define your weaving direction.

Make a Felt Ghost!

Difficulty Level: All lvls

Cost: \$65

Date & Time: Sat., Oct. 5, 10:00am- 12n

Instructor: Rachel Benson

This course is one of three felting workshops being offered on October 5th. See below for more information:

Come learn the basics of needle felting in this three part class. Join for the full day of felting or just enroll in one workshop!

The morning two workshops will be teaching you the art of sculptural felting while creating your own whimsical ghost (10:00am workshop) or witch (12:30pm workshop) or perhaps you'd like to give two dimensional felting a try in the afternoon while painting with wool to create a 5x5 harvest landscape.

Make a Felt Witch!

Difficulty Level: All lvls

Cost: \$65

Date & Time: Sat., Oct. 5, 12:30pm- 2:30pm

Instructor: Rachel Benson

This course is one of three felting workshops being offered on October 5th. See below for more information:

Come learn the basics of needle felting in this three part class. Join for the full day of felting or just enroll in one workshop!

The morning two workshops will be teaching you the art of sculptural felting while creating your own whimsical ghost (10:00am workshop) or witch (12:30pm workshop) or perhaps you'd like to give two dimensional felting a try in the afternoon while painting with wool to create a 5x5 harvest landscape.

Painting with Wool: Fall Harvest Scene

Difficulty Level: All lvls

Cost: \$65

Date & Time: Sat., Oct. 5, 3:00pm- 5:00pm

Instructor: Rachel Benson

This course is one of three felting workshops being offered on October 5th. See below for more information:

Come learn the basics of needle felting in this three part class. Join for the full day of felting or just enroll in one workshop!

The morning two workshops will be teaching you the art of sculptural felting while creating your own whimsical ghost (10:00am workshop) or witch (12:30pm workshop) or perhaps you'd like to give two dimensional felting a try in the afternoon while painting with wool to create a 5x5 harvest landscape.

Make a Felt Ornament!

Difficulty Level: All lvls

Cost: \$65

Date & Time: Sat., Nov. 9, 12:30pm- 2:30pm

Instructor: Rachel Benson

This course is one of three felting workshops being offered on November 9th. See below for more information:

Come learn the basics of needle felting in this three part class. Join for the full day of felting or just enroll in one workshop!

The morning two workshops will be teaching you the art of sculptural felting while creating your own reindeer (10:00am workshop) or ornaments (round bottoms) of your choice (12:30pm workshop) Perhaps you'd like to give two dimensional felting a try in the afternoon while painting with wool to create a 5x5 of a fall foliage at peak!!



Make a Felt Reindeer!

Difficulty Level: All lvls

Cost: \$65

Date & Time: Sat., Nov. 9, 10:00am- 12n

Instructor: Rachel Benson

This course is one of three felting workshops being offered on November 9th. See below for more information:

Come learn the basics of needle felting in this three part class. Join for the full day of felting or just enroll in one workshop!

The morning two workshops will be teaching you the art of sculptural felting while creating your own reindeer (10:00am workshop) or ornaments (round bottoms) of your choice (12:30pm workshop) Perhaps you'd like to give two dimensional felting a try in the afternoon while painting with wool to create a 5x5 of a fall foliage at peak!!



Painting with Wool: Fall Foliage Landscape

Difficulty Level: All lvls

Cost: \$65

Date & Time: Sat., Nov. 9, 3:00pm- 4:30pm

Instructor: Rachel Benson

This course is one of three felting workshops being offered on November 9th. See below for more information:

Come learn the basics of needle felting in this three part class. Join for the full day of felting or just enroll in one workshop!

The morning two workshops will be teaching you the art of sculptural felting while creating your own reindeer (10:00am workshop) or ornaments (round bottoms) of your choice (12:30pm workshop) Perhaps you'd like to give two dimensional felting a try in the afternoon while painting with wool to create a 5x5 of a fall foliage at peak!!

Family & Youth

Family Beaded Snowflakes (6+)

Difficulty Level: All lvls

Cost: \$80 (Additional Family Member Option available for \$30)

Date & Time: Sat., Nov. 16 10:00am- 11:30am

Instructor: Jennifer Swan

Work with crystal and glass beads to create beautifully beaded wire snowflakes for handmade gifts!

Family Decoupage Bottles (6+)

Difficulty Level: All lvls

Cost: \$80 (Additional Family Member Option available for \$30)

Date & Time: Sat., Dec. 14, 10:00am- 11:30am

Instructor: Jennifer Swan

Upcycle a glass bottle using decoupage techniques with mulberry papers and illuminate them with tiny twinkle lights.

Mother and Daughter Workshop- A Holiday Bouquet (7+)

Difficulty Level: All lvls

Cost: \$150

Date & Time: Sat., Dec. 7, 10:00am- 11:15am

Instructor: Kim Cutler

A tussie mussie is a small bouquet put together in your hand. It is finished with satin ribbon and/or a doily. Often these little bouquets were given as gifts and, in Victorian times, the flowers were used to send a private message to the recipient. In this workshop, both mother and daughter will make a small bouquet of charming, seasonal flowers and foliage.

POLICIES

REFUNDS & CANCELLATIONS for Online Learning Courses

Student cancellations for any and all online courses in Metals, Ceramics, Photography, and Glass must be made at least 5 business days prior to the first class meeting and are eligible for a full refund. All cancellation requests must be submitted in writing via email to the Registration Office at wccregistration@worchester.edu. No refunds or credits will be given for student absences nor for student cancellations made less than 5 business days prior to the start date. Any and all related materials and kits are non-returnable and are non-refundable once shipped.

The Worcester Center for Crafts reserves the right to cancel any online class or workshop due to insufficient enrollment up to 5 business days prior to the scheduled start date of an offering. When course or workshop is cancelled by the Worcester Center for Crafts, a full refund will be issued.

REFUNDS & CANCELLATIONS for In-Studio Courses

Beginning this Fall, all Worcester Center for Crafts courses and workshops will require at least 5 business days notice in advance to the start date of the class in order for students to be eligible for a refund or transfer.

The Worcester Center for Crafts reserves the right to cancel any in-studio class or workshop due to insufficient enrollment up to the number of business days outlined in the above cancellation policies prior to the scheduled start date of an offering. When course or workshop is cancelled by the Worcester Center for Crafts, a full refund will be issued.

Worcester State University & Worcester Center for Crafts Consent & Release of Liability for Online Learning Courses

All registrants of Craft Center online learning classes and workshops must review the terms of the Consent & Release of Liability for participation in their selected classes and workshops hereby referred to as "Activities". These terms are listed within each online course listing.

By completing your registration, you will be acknowledging that all registered parties are 18 years or older, are legally competent to make the agreement, and have read and understand the terms. You will also be agreeing to comply with all the rules and regulations set forth with regard to the Activity, and you agree that all issues of civil liability shall be determined in accordance with Massachusetts General Laws. By enrolling, you are giving up substantial legal rights that you might otherwise have, and you acknowledge that you have registered knowingly and voluntarily.

If you are the parent or guardian registering a student who is under 18 years of age, you acknowledge that you have legal responsibility for the minor participant named in the registration, consent and agree to their release, as provided by the agreement, of the Commonwealth of Massachusetts, the Board of Higher Education, WCC, WSU and their employees, agents, and representatives, and you, yourself, and your heirs, representatives, assigns, and next of kin, do release and agree to indemnify and hold harmless the Commonwealth of Massachusetts, the Board of Higher Education, WCC, WSU and their employees, agents, and representatives from any and all liability as a result of or arising out of your minor child's participation in the Activity, to the fullest extent permitted by law.

WCC Media Release Policy:

We may occasionally use photos of students in promotional materials. Enrollment in one of our courses is consent to WCC using photos/videos of your class participation and/or art work in future advertising. If you would prefer WCC to not use photos of yourself or your enrolled family member, please let us know by filling out the Media Release Form, located on our website, and submitting it to wccregistration@worchester.edu

If there is a photographer in your course/workshop, kindly remind them that you have withheld consent to be photographed. If WCC is using your photo in current marketing and you would prefer it not to be used, please let us know by emailing wccregistration@worchester.edu

Questions about Registering?

Registration is open to you 24/7 ONLINE at register.worcestercraftcenter.org

If you have questions about classes or would like assistance with registering for a class, here are our available support options:

Email Support: wccregistration@worchester.edu
Phone Support: 508.753.8183 ext.301

In-Person Support:

Visit the Gallery Store or stop by the registration office. Hours of operation can be found on our website.

Age Restrictions for Classes

Adult classes and workshops are generally restricted to students 18 years and older. Youth classes and workshops are generally restricted to students 6 to 17 years of age, and each offering is designated for a specific age group. Our goal, first and foremost, is to provide the most comfortable learning environment for all of our students.

How to Register with a Gift Card

To register with a gift card, you must do so with the Registration Office either in person or over the phone (508) 753-8183 ext. 301. Please have gift card(s) on hand at time of registration and be prepared to present gift card number(s) on the back of the card(s).

Scholarship Program

We believe that everyone can benefit from taking craft classes.

If you'd like to take a class and you don't think you or your family can afford the tuition, you may apply for a scholarship to assist you. Most of our scholarships are based on financial need, as well as on the potential for the student to benefit from instruction.

For application information and details, please visit: www.worcestercraftcenter.org/scholarships