

WORCESTER CENTER for | **CRAFTS**

WINTER SESSION 2024

ADULT, TEEN, & YOUTH

Classes & Workshops

CERAMICS • METALS • PHOTOGRAPHY • GLASS
FIBERS • PAINTING • PRINTMAKING • HEALING ARTS

Session I: Monday, January 8, 2024- Sunday, February 18, 2024

Session II: Monday, February 26, 2024- Sunday, April 7, 2024




Inspiring and building a creative community through the promotion, appreciation, and teaching of craft since 1856!

About Us:

The Worcester Center for Crafts (WCC) is one of the oldest non-profit institutions for craft study in the United States. Founded in 1856 as the Worcester Employment Society to help immigrant women produce and sell hand-crafted wares to support their families, the Center has evolved over the past 164 years into New England's leading center for craft education, exhibition and entrepreneurship. Through an affiliation begun in 2009, the WCC is home to the Worcester State University visual arts studios and partners in community outreach.

The Craft Center's mission is "to cultivate creativity through education, celebration, and the elevation of the art of craft" by providing high-quality craft education and training, by supporting craft artists in their professions, and through advocacy and public education initiatives including adult education classes and workshops, exhibitions showcasing the work of established and emerging artists, artist residencies, lectures, family events, studio rentals, Gallery Store, its Youth Craft + Creativity program and major events. The WCC is a member of the Worcester Cultural Coalition and receives funding from the Massachusetts Cultural Council.



Our Partners:



WORCESTER
STATE
UNIVERSITY



Location Guide + Contact Information

WORCESTER CENTER FOR CRAFTS
25 SAGAMORE ROAD,
WORCESTER, MA

REGISTRATION OFFICE

Email Support:
wccregistration@worchester.edu

Phone Support:
508.753.8183 ext.301

KRIKORIAN GALLERY & GALLERY
STORE

wccgallerystore.com
508.753.8183 ext. 305.

Stay Updated by Following Us

FACEBOOK + INSTAGRAM

WORCESTERCRAFTCENTER
@WORCESTERCRAFTCENTER

TWITTER
WORCESTERCRAFT

WWW.WORCESTERCRAFTCENTER.ORG

508.753.8183

Table of Contents

Ceramics	pgs 4-7
Glass	pgs 8-10
Healing Arts	pgs 11-12
Photo	pgs 13-14
Metals	pgs 15-17
Multi Media	pgs 18-20
Policies	pgs 21-22



CERAMICS

WHEELTHROWING, HANDBUILDING, SCULPTING, AND GLAZE FIRING!

Wheelthrowing

Wheel I: Introduction to Wheelthrowing 12 Week Intensive
Difficulty Level: Beg.
Cost: \$459
Date & Time: Tu., Jan. 9- Mar. 26, 6:30pm- 9:30pm
Instructor: Rachel Tufts
Date & Time: Sat., Jan. 13- Mar. 30, 10:00am- 1:00pm
Instructor: Rachel Dubicki

This intensive class is for students with little or no clay working experience and will have you learning how to use the potter's wheel to turn stoneware clay into vases, bowls, and mugs. The 12-week format will help you tap into your creativity while learning and improving on the basic skills of working at the potter's wheel, glazing, and finishing your pots. From wedging to throwing to decorating with high-temperature clay, stains, slips, and glazes, this class will develop the skills needed to form and finish your very own pottery.

Wheel I: Introduction to Wheelthrowing
Difficulty Level: Beg.
Cost: \$235
Date & Time: Tu., Jan. 9- Feb. 13, 10:00am- 1:00pm
Date & Time: Tu., Feb. 27- Apr. 2, 10:00am- 1:00pm
Date & Time: Fri., Jan. 12- Feb. 16, 6:30pm- 9:30pm
Date & Time: Fri., Mar. 1- Apr. 5, 6:30pm- 9:30pm
Instructor: Margaret Larson

Have you always wanted to learn to use the potter's wheel to turn stoneware clay into vases, bowls, and mugs? This fun, fast-paced class will help you tap into your creativity while learning the basic skills of clay working. From throwing to decorating with high-temperature stains, slips, and glazes, this class will help you develop the skills needed to form and finish your very own pottery.



Wheel 1.5: The Next Steps
Difficulty Level: Beg.-Int.
Pre-requisites: Prior Wheel I enrollment at least twice
Cost: \$235
Date & Time: Thu., Jan. 11- Feb. 15, 6:30pm- 9:30pm
Instructor: Rachel Tufts
Date & Time: Thu., Feb. 29- Apr. 4, 6:30pm- 9:30pm
Instructor: Lori Mader
Date & Time: Fri., Jan. 12- Feb. 16, 10:00am- 1:00pm
Date & Time: Fri., Mar. 1- Apr. 5, 10:00am- 1:00pm
Instructor: Tom O'Malley

Building on the core skills introduced in Wheel I, the Wheel 1.5: The Next Steps strengthens the skills of wheel working while introducing the student to more forms and techniques on the potter's wheel. Decoration and glazing will be explored in greater detail, while the student gains greater confidence and control in their overall pottery making. Recommended for anyone who has taken Wheel 1 two times or more, and great stepping stone on to

Wheel II: How to Make Better Pots
Difficulty Level: Int.-Adv.
Pre-requisites: Minimum prior enrollment in Wheel I twice and at least once in Wheel 1.5 in the last 1.5 years
Cost: \$235
Date & Time: Wed., Jan. 10- Feb. 14, 6:30pm- 9:30pm
Date & Time: Wed., Feb. 28- Apr. 3, 6:30pm- 9:30pm
Instructor: Holly Lauer

Express your creativity using the potter's wheel and learn to make better pots. Develop your own ideas and improve your skills and artisanship for form, decoration, and finishing of functional pottery. From mugs to dinnerware and jars, forming and glazing; faculty provides the inspiration and feedback you need to make the pots you want to make.

This class is best suited for intermediate to advanced level wheel-throwers who have taken who have taken a minimum of two Wheel I classes and at least one Wheel 1.5 class within the last year and a half.



Handbuilding



Introduction to Handbuilding Pottery

Difficulty Level: Beg.

Cost: \$235

Date & Time: Mon., Jan. 8- Feb. 12, 10:00am- 1:00pm

Date & Time: Mon., Feb. 26- Apr. 1, 10:00am- 1:00pm

Instructor: Claudia Sarver

Date & Time: Tu., Jan. 9- Feb. 13, 6:30pm- 9:30pm

Date & Time: Tu., Feb. 27- Apr. 2, 6:30pm- 9:30pm

Instructor: Bianca Turner

Handbuilding offers the beginning student a moderately paced introduction to working with clay while learning some of the basic methods for hand building, developing knowledge for pinching, slab-building, and working with slump molding. Tap into your creativity while exploring construction design and surface treatments to create a variety of table wares. Your instructor will guide you all along the way with both class presentations and demonstrations, as well as personalized attention. A great entry level class to get your hands dirty!



Friday Night Handbuilding (12- Weeks)

Difficulty Level: Int./Adv.

Cost: \$459

Date & Time: Fri., Jan. 12- Mar. 29, 6:30pm- 9:30pm

Instructor: Jamie Rhode

Top off your week in a fun, supportive studio environment with an array of projects, from functional pottery to sculptural forms, as we introduce you to a range of clay-working techniques. Learn traditional forming techniques such as pinch, coil, and slab construction. If you are more experienced, you can pursue your own independent project with guidance from the instructor. Critical dialogue with the instructor and the group, through supportive critique methods, will be encouraged.

Mixed Topics

New to Clay, New to You

Difficulty: Beg.

Cost: \$235

Date & Time: Fri., Jan. 12- Feb. 16, 3:00pm- 6:00pm

Date & Time: Fri., Mar. 1- Apr. 5, 3:00pm- 6:00pm

Instructor: Victoria Taft

Learn the fundamentals of clay working in this fun hands on class that will stress core principles of both wheel throwing and hand building with clay. The curriculum is designed for the true beginner, as the faculty will guide you through forming to decorating and firing of your first pots and sculptures, while learning the ins and outs of the studio. Designed for students who are truly new to clay, we recommend students take this class for a maximum of two sessions, then transition into one of our other offerings. A true beginning class, experienced students should not register.

Independent Explorations in Clay

Difficulty Level: Int.-Adv.

Pre-requisites: Prior enrollment history with WCC and/or Dept. Head permission

Cost: \$235

Date & Time: Wed., Jan. 10- Feb. 14, 10:00am- 1:00pm

Instructor: Carol Martens

Date & Time: Wed., Feb. 28- Apr. 3, 10:00am- 1:00pm

Instructor: Polly Marie Hansel

Intermediate to advanced level students take advantage of the opportunity to pursue your own ideas in throwing, handbuilding, sculpting, glazing and decorating, while working at a tempo that reflects your creative style and needs. In this self-directed class setting, work with high-fire clays, slips, and glazes while sharpening your creative thinking, problem-solving, and technical skills through one-on-one direction, instructor demonstration, and group discussion. Choose your way of working, set the pace, and be inspired.

Intermediate Soda Firing- Naked Clay

Difficulty Level: Int.- Adv.

Cost: \$295

Date & Time: Begins Mon., Mar. 4, 6:30pm- 8:30pm

***see website description for full times and details**

Instructor: Tom O'Malley

This workshop is designed for students who have Soda Fired prior and have the ability to make work independently through Open Studio. A Zoom meeting will give an overview of the timeline, discussing kiln space and surface options available, with an emphasis on little or no glaze on the exterior of forms. Students will work independently producing and glazing their wares and then meet for loading, firing, unloading and clean up, based on the schedule below. All clay bodies must be purchased from the studio.

Includes Open Studio

Workshops

The Basics of Brushwork and Decoration

Difficulty Level: Beg.- Int.

Cost: \$85

Date & Time: Sun., Jan. 14, 2:00pm- 5:00pm

Instructor: Margaret Larson

From flowers to geometric patterns, you will learn how to draft then layout a decorative surface on your pots, to apply slip, underglaze or oxides as you create a beautiful decoration. You will learn the basic technique of using a brush, along with other techniques for decorating your hand built or wheel thrown pottery. Prior clay-working skills required, please bring five leather hard pots (cups, mugs, small bowls) to the workshop.

Workshops

Learn to Use the Potter's Wheel

Difficulty Level: Beg.

Cost: \$80

Date & Time: Sat., Feb. 3, 2:00pm- 5:00pm

Date & Time: Sat., Mar. 23, 2:00pm- 5:00pm

Instructor: Ava Travers

Use the potter's wheel to throw pots, and bowls, and have fun while learning. You will be taught the basics of throwing, practice on the wheel under the instructor's guidance, and decorate your successful "first works".

Student ceramic work must be dried, fired, and glaze fired by the WCC Ceramics Staff after the workshop has ended. Once your work is ready for pick-up, you will be notified via email.

Spring into Sprigs

Difficulty Level: Int.

Cost: \$80

Date & Time: Sun., Mar. 31, 1:00pm- 4:00pm

Instructor: Claudia Sarver

Learn the ABCs of making your own custom sprig molds from bisque fired clay! Sprigs are a wonderful way to enhance the surface of your forms, with reproducible elements that can be press molded again and again. Learn how to design and create bisque press molds, use similar molds, store and manage your sprigs, and apply them to your forms. A great workshop for anyone wanting to further enhance their ceramics surfaces, from pots to sculpture! Participants should bring two to three leather hard forms to practice application on.

Berry Bowls on the Potter's Wheel

Difficulty Level: Int.- Adv.

Cost: \$80

Date & Time: Sun., Feb. 25, 10:00am- 1:00pm

Instructor: Holly Lauer

In this intermediate to advanced level workshop, you will make your own berry bowl before the picking season is here! We'll cover the various hole making tools available from hole punches to drill bits, along with the pros and cons of each. We will discuss layout tools, pattern making and the importance of good foot design and placement. Finally, we will talk about how to glaze in a manner that will best showcase your pattern. Students should have sound throwing skills and bring three leather hard bowls with them to practice on.

Up, up, up! Throwing Taller

Difficulty Level: Int.- Adv.

Cost: \$80

Date & Time: Sat., Mar. 9, 2:00pm- 5:00pm

Instructor: Calli Almy

If you have been struggling to get height from your cylinders and to make taller forms, this workshop is for you! From clay preparation, to wheel set-up and hand positions, you will receive insights on how to improve your vertical throwing skills. You will learn through a hands-on format how to gain height and control over your pots, while working with stoneware clay, as your instructor will lead you through demonstration, presentation and one on one feedback at the wheel. Accepting the lessons your flopped pots can teach you... you will be encouraged as you are supported to push your throwing skills with the emphasis on the journey and not the destination. A wonderful workshop for anyone who has basic throwing skills.

Stoneware clay is provided.

Understanding Underglazes

Difficulty Level: Int.

Cost: \$90

Date & Time: Sat., Jan. 20, 2:00pm- 5:00pm

Instructor: Bianca Turner

This workshop will mix it up with presentations and hands-on learning as you explore the range of color, saturation and texture, underglaze can bring to your pottery or sculpture. Questions about underglaze selection, resources, and compatibility will be addressed, along with a hands-on exploration of the range of application possible with these commercial materials. Take the first steps in extending your pallet! Students should have sound forming skills and bring three leather hard pots or small sculptures with them to practice on.

Family & Youth

Family Fun with Clay - Adult & Child (Ages 5+)

Difficulty Level: All Lvl's

Cost: \$300 (*Additional Family Member Option available for \$135.00*)

Date & Time: Sat., Jan. 13- Feb. 17, 10:00am- 12:30pm

Date & Time: Sat., Mar. 2- Apr. 6, 10:00am- 12:30pm

Instructor: Polly Marie Hansel

One of our most popular classes returns, bringing families together in an atmosphere of creativity and fun. Adults and children learn together about pinch pots, coil pots, and using slips and glazes for color while making wild and wonderful things together! Learning as a family team, you will work with a variety of tools, learning about texture, color and form as a range of techniques are covered. Come join the fun! All you need is your imagination, and each other!

This class is limited to three members per family so that more families can participate.

Registration fee is for one adult and one child. You may opt to add one additional family member (adult OR child) during the registration by selecting the optional "additional family member fee".

The same family members are requested to attend each class.

Children ages 5 and up!

Limited to a total of 12 students.



Teens at the Wheel (14-17)

Difficulty Level: All lvs

Cost: \$245

Date & Time: Wed., Jan.10- Feb. 14, 4:00pm- 6:00pm

Instructor: Bianca Turner

Date & Time: Wed., Feb. 28- Apr. 3, 4:00pm- 6:00pm

Instructor: Polly Marie Hansel

Take a seat at the wheel! Instructor demonstration and hands-on exploration will grow your ceramics techniques while developing your own unique style. A mix of instructor-led and free-choice projects make this class great for 14-17 year old returning students and students beginning or growing their ceramics art portfolio. Being creative can get messy, so please dress for mess!

Clay, firing and tools provided.

A close-up photograph of a person's hands holding a piece of stained glass. The glass is held between the thumb and index finger of the left hand, and the middle and ring fingers of the right hand. The glass piece is semi-circular and features a vibrant pattern of green and blue colors, with a prominent white curved line. The background is a solid, muted olive-green color.

GLASS

STAINED GLASS, ENAMELING, FUSING, AND SLUMPING!

Stained Glass

Beginner Stained Glass

Difficulty Level: Beg.

Cost: \$320

Date & Time: Wed., Jan. 10- Feb. 14, 6:30pm- 9:30pm

Date & Time: Wed., Feb. 28- Apr. 3, 6:30pm- 9:30pm

Instructor: Jeanne Kowal

In this 6 week class, you will learn the process of making stained glass. You will be taught the copper foil method also known as the Tiffany method. During the first class the instructor will teach you all the steps you need to know while you create a small stained glass suncatcher. The rest of the classes will be dedicated to a design choice of your own. Size and number of pieces in the design will be limited to a reasonable size that can be completed within the next 5 weeks.

Advanced Stained Glass

Difficulty Level: Adv.

Pre-requisites: Beg. Stained Glass

Cost: \$320

Date & Time: Tu., Jan. 9- Feb. 13, 6:30 - 9:30 pm

Date & Time: Tu., Feb. 27- Apr. 2, 6:30 - 9:30 pm

Instructor: Jeanne Kowal

This stained glass class is offered to anyone who has gone through the beginner 6 week stained glass class. The complexity of the projects and types of projects will be geared towards more advanced students.

Prerequisite: Prior enrollment in Beginner/Intermediate Stained Glass class at least twice at the WCC required AND instructor permission. Please contact Department Head Tomo Sakai at tsakai@worchester.edu



(3 weeks) All Level Stained Glass

Difficulty Level: All lvls

Cost: \$160

(This course meets 3 times)

Date & Time: Mon., Jan. 8- 22, 12:30pm- 3:30pm

Date & Time: Mon., Jan. 29- Feb. 12, 12:30pm- 3:30pm

Date & Time: Mon., Mar. 18- Apr. 1, 12:30pm- 3:30pm

Date & Time: Mon., Feb. 26- Mar. 12, 12:30pm- 3:30pm

Instructor: Jeanne Kowal

Finding it hard to commit to an evening class or a 6 week course? In this 3 week course you'll have enough time to finish a smaller project without the commitment of 6 weeks or the rush of a 1 day workshop. All levels are welcome!

This course meets 3 times

Stained Glass Pressed Flower Suncatcher

Difficulty Level: Beg.

Cost: \$85

Date & Time: Sat., Mar. 30, 4:30pm- 7:30pm

Instructor: Jeanne Kowal

Students will be using a clear bevel and a clear piece of glass to sandwich lovely pressed flowers between them. With adding a glass border and a hook, you will enjoy your one-of-a-kind pressed flower suncatcher. All materials are included.

Stained Glass Plant for a Pot

Difficulty Level: Beg.

Cost: \$85

Date & Time: Sat., Jan. 13, 4:30pm- 7:30pm

Instructor: Jeanne Kowal

Create a green or colorful plant with wire anchors to stick into a pot with soil. Your stained glass plant can be added to an existing live plant or beautifully stand alone. All materials are included.

Stained Glass Feathers

Difficulty Level: All lvls

Cost: \$85

Date & Time: Sat., Mar. 2, 4:30pm- 7:30pm

Instructor: Jeanne Kowal

Inspired by many cultures and beliefs, the feather is a symbol of strength, honor, freedom, peace, spirit, healing, and friendship to name a few. Create a multicolored stained glass feather. Give this lovely meaningful sun catcher to a friend or hang it in your own window to enjoy as a gift to yourself!



Stained Glass Ocean Scene Suncatcher

Difficulty Level: Beg.

Cost: \$85

Date & Time: Sat., Jan. 27, 4:30pm- 7:30pm

Instructor: Jeanne Kowal

Make a breezy ocean scene out of pretty oceany colored glass. Bring a reminder of warmer days in with this cheerful round suncatcher. All materials are included.

Friday Night Fun: Fused Glass Planets

Difficulty Level: Beg.

Cost: \$82

Date & Time: Fri., Feb. 9, 6:00pm- 8:00pm

Instructor: Tomo Sakai

Recent images from the universe are so stunning yet unreal. Let's get inspired by these images and create our own planets. You can make smaller sizes to wear or larger sizes to use as suncatchers. All materials are included. No experience is necessary. Your work will be available for pick-up a few days later after firing.

Colorful Stained Glass Flowers

Difficulty Level: Beg.

Cost: \$85

Date & Time: Sat., Mar. 16, 4:30pm- 7:30pm

Instructor: Jeanne Kowal

Let's create a beautiful Jewel like stained glass flower. Enjoy your own colorful flower to add cheer to your winter window. All materials are included.

Stained Glass Decorative Fan Lamp I

Difficulty Level: Int.

Cost: \$105

Date & Time: Sun., Jan. 21, 4:30pm- 7:30pm

Instructor: Jill Goyette

Let's make a stained glass fan lamp! A fan lamp is a small decorative light that can be updated by season or mood. All materials including a wooden base are provided. Students will have an opportunity to make more challenging fans for the same base or purchase another base on Sunday March 24, 2024 (Separate registration required).

Please wear natural fibers (cotton, linen, wool, etc.) and closed-toe shoes.

Prerequisite: Prior enrollment in Stained Glass 1 day workshop at least once at the WCC required AND instructor permission. Please contact Department Head Tomo Sakai at tsakai@worces-ter.edu

Stained Glass Decorative Fan Lamp II

Difficulty Level: Int.

Cost: \$85

Date & Time: Sun., Mar. 24, 4:30pm- 7:30pm

Instructor: Jill Goyette

Let's make a stained glass fan lamp - Part 2! This workshop is for those who took Stained Glass Decorative Fan Lamp 1 and want to make more challenging fans for their lamps. Students who didn't take the previous class or want to have another base have the option to purchase the wooden base for \$20 (Cash or Check).

Please wear natural fibers (cotton, linen, wool, etc.) and closed-toe shoes.

Prerequisite: Prior enrollment in Stained Glass 1 day workshop at least once at the WCC required AND instructor permission. Please contact Department Head Tomo Sakai at tsakai@worces-ter.edu

Stained Glass Magical Mushrooms

Difficulty Level: All Lvl's

Cost: \$85

Date & Time: Sat., Feb. 10, 4:30pm- 7:30pm

Instructor: Jeanne Kowal

Make several whimsical fairy mushrooms. Your mushrooms can be used as sun-catchers or add some string and a stick to create a mushroom mobile. All materials are included.



Fusing

Transforming Glass- Fusing & Slumping

Difficulty Level: All Lvl's

Cost: \$280

(This course meets 3 times)

Date & Time: Mon., Mar. 11- 25, 6:00pm- 9:00pm

Instructor: Tomo Sakai

Learn how to fuse and shape glass together, creating something super cool! With heat from a kiln, and molds for shaping, we will transform sheets of glass or bottles into fun and useful objects.

Enameling

Glass on Metal: The Art & Craft of Enameling

Difficulty Level: All Lvl's

Cost: \$330

Date & Time: Thurs. Feb. 29- Apr. 4, 6:00pm- 9:00pm

Instructor: Jennifer Carey & Peter Grigg

Date & Time: Thurs. Jan. 11- Feb. 13, 6:00pm- 9:00pm

Instructor: Jennifer Carey

Enameling is an ancient process in which vitreous glass, enamel, is fused, and bonded onto metal by kiln firing. The Worcester Center for Crafts is one of the few centers teaching this craft today. The types of metals preferred for enameling are copper, steel for large-scale work, and fine gold or silver for precious jewelry. This course will cover a variety of techniques including cloisonne, wet grisaille, sgraffito, decals, and stenciling. Basic materials are included. Students can buy materials from the studio as needed.



Family & Youth

Family Glass Mosaic- 2 Day Workshop (Ages 8+)

Difficulty Level: All Lvl's

Cost: \$90 (Additional Family Member Option available for \$40.00)

Date & Time: Fri. & Sat., Feb. 23-24, 10:00am- 12:00n

Instructor: Tomo Sakai

Let's create glass mosaic together! In this 2 day workshop, we will be creating a glass mosaic plate and learning about the rich history of mosaic that was very popular in the Ancient Roman world. All materials are included. No experience is necessary.

This course is for one child (ages 8+) and one adult. The additional child fee will allow one adult to work with two children.

Family Fused Glass Fish (Ages 8+)

Difficulty Level: All Lvl's

Cost: \$160 (Additional Family Member Option available for \$60.00)

Date & Time: Fri., Mar. 8, 5:30pm- 7:30pm

Instructor: Tomo Sakai

Let's create the fused glass fish and other underwater creatures! You will learn about the basics of cutting and shaping glass for fusing and make 1 or 2 creatures that will be available for pick-up a few days later after firing. All materials are included. No experience is necessary.

This course is for one child (ages 8+) and one adult. The additional child fee will allow one adult to work with two children.

A person is shown in a meditative pose, sitting cross-legged on a mat. Their hands are held in a mudra, with the index and middle fingers touching and the thumb, ring, and pinky fingers extended. The background is a soft-focus outdoor setting with greenery. A semi-transparent white horizontal band is overlaid across the middle of the image, containing the text.

HEALING ARTS

YOGA, REIKI, MEDITATION, CRYSTALS, AND MORE!

Yoga

Functional Yoga for Healthy Living (6 week course)
Difficulty Level: Advanced Beginner
Cost: \$150
Date & Time: Tu., Jan. 9- Feb. 13, 5:15pm- 6:15pm
Date & Time: Tu., Feb. 27- Apr. 2, 5:15pm- 6:15pm
Instructor: Beth Woodruff

Looking for an uplifting social experience, or an opportunity to build strength and resiliency, or time to decompress and enhance your ability to adapt to the challenges life brings? Rooted in anatomy, this yoga class spans from the traditional to the contemporary as students are led to re-connect body and mind through awareness and posture practices. In our modern world full of demands for our attention, our minds and our bodies are understandably often in two different places! But, once we begin to notice we can begin to improve our own sense of well-being. Students of all levels are encouraged, with the ability to get up and down off the mat without assistance. We will be using chairs in this class. Please bring: Yoga mat, 2 yoga blocks, & blanket

Morning Transformation Yoga (3 Week & 6 Week Option)
Difficulty Level: Beg.
Cost: \$75 (3 Weeks), \$150 (6 Weeks)
Date & Time: Fri., Jan. 12- 26, 7:00am- 8:00am
Date & Time: Fri., Mar. 1- Apr. 5, 7:00am- 8:00am
Instructor: Polly Marie- Hansel

This class is designed for energetic levels experienced earlier in the morning. This class allows you to arrive and enjoy quiet stillness, warm up and will energize the body. There will be a special emphasis on hips, lower back and shoulders (areas of challenge most experienced by ceramic artists). You will leave class ready to enter the rest of your day with vitality and equanimity. Students should bring: Yoga Mat, 2 Yoga Blocks, Yoga Strap, and Water



Reiki

Reiki Session (Group)
Difficulty Level: Beg.
Cost: \$150
Date & Time: Thu., Jan. 11- Feb. 15, 8:00am- 9:00am
Date & Time: Thu., Feb. 29- Apr. 4, 8:00am- 9:00am
Instructor: Joann Opielawski

Reiki is an energy healing technique that promotes relaxation, reduces stress and anxiety through gentle touch. Reiki practitioners use their hands to deliver energy to your body, improving the flow and balance of your energy to support healing. In this class you will learn Energetic healing through both physical and non-physical touch. Learning to perform basic reiki on one's self as well as others for a beginner guide to energetic healing with intention. Materials: Please bring a yoga mat to class.

Workshops

Crystal Healing (Group) Workshop
Difficulty Level: Beg
Cost: \$30
Date & Time: Fri., Feb. 16, 6:30pm- 7:30pm
Date & Time: Fri., Apr. 5, 6:30pm- 7:30pm
Instructor: Joann Opielawski

Crystals (fossilized minerals) are believed to contain several healing properties. From bringing peace to the mind to fighting depression. They have also been used in ancient forms of medicine and by priests to align the body chakras. In this workshop you will learn how crystals work and how they can be used to implement physical and non-physical healing. We will use crystals to cleanse our bodies and minds for overall sense of well-being.



Shamanic Healing (Group) Workshop
Difficulty Level: Beg
Cost: \$65
Date & Time: Fri., Jan. 26, 6:00pm- 8:00pm
Date & Time: Fri., Mar. 15, 6:00pm- 8:00pm
Instructor: Joann Opielawski

Tapping into our inherent spiritual nature for insight on how to heal ourselves from the spirit - out. Learning when and how to call on our internal guides for healing, inspiration and comfort.

Please bring a shoe box. We will provide you with markers, construction paper and tape.

Belly Dancing for Beginners (5 weeks)
Difficulty Level: Beg
Cost: \$125
Date & Time: Mon., Jan. 8- Feb. 12, 5:15pm- 6:15pm
Date & Time: Mon., Feb. 26- Mar. 25, 5:15pm- 6:15pm
Instructor: Bayda Asbridge

This class is designed for the total beginner with no previous belly dance experience. The class introduces students to the rich repertoire of moves that makes belly dance a beautiful and expressive art form. Students will learn basic techniques and short combinations each week. Classes will include short drills to tone and stretch muscles while building grace and fluidity to the movement.

PHOTOGRAPHY

A professional photography studio setup. In the foreground, a camera is mounted on a tripod, positioned on a wooden table. The camera is pointed towards a large, circular white softbox light source. Inside the softbox, a blue and white striped vase is visible. The background is dark, and another softbox light source is visible above the main one.

DARK ROOM, DIGITAL, AND LIGHTING!

Digital

Introduction to Digital Photography

Difficulty Level: Beg.


Cost: \$240

Date & Time: Tu., Jan. 9- Feb. 13, 6:30pm - 9:30 pm

Instructor: Caterina Maina

Learn the basic skills needed to get the most out of digital cameras in a friendly and nurturing environment. A perfect course for beginning students, as well as seasoned amateurs who would like to brush up on the basics. 35mm based single lens reflex (DSLR) cameras, as well as compact point and shoot cameras that can be manually operated are welcome. Beginning students will learn basic photographic principals such as the camera and its controls, how to use aperture and shutter speed together to gain a proper exposure, depth of field, white balance, tricky lighting situations, and how to get the right image. Later in the session student will be introduced to basic digital workflow and image cataloging from camera to computer, with an introduction to digital photography software. Students will provide their own camera and will be assigned a computer workstation accessible during class time.

It is requested all students provide a new, unused memory card for their camera before interfacing with computers in the lab.



Intermediate Digital Photography

Difficulty Level: Int.

Cost: \$245

Date & Time: Tu., Feb. 27- Apr. 2, 6:30pm - 9:30 pm

Instructor: Caterina Maina

Take the next steps with your understanding of digital photography while learning how to “see” when looking through the viewfinder of your camera. Explore some of the many different types of photography such as portrait, landscape, still life, sports and abstraction, as you become more confident with your choices of composition and visual content. You will take the steps to further your understanding of digital workflow moving from the camera to computer while learning basic photo editing skills using computer based software. Print quality images will be created as student learn the basic steps of preparing an image for online based print ordering, with the class producing one batch order of three prints each student for review during the final class. Students should already be familiar with the basics of photography as well as the controls and functions of their own digital camera and will be assigned a computer workstation accessible during class time.

Darkroom

Introduction to Darkroom Photography

Difficulty Level: Beg.


Cost: \$250

Date & Time: Thu., Jan. 11- Feb. 15, 6:30 - 9:30 pm

Date & Time: Thu., Feb. 29- Apr. 4, 6:30 - 9:30 pm

Instructor: Paul Dumanoski

Interested in old school black and white film photography? Well, this is the place to get involved with all aspects of this interesting process, from loading and operating a film camera, developing the film into negatives and then turning them into beautiful back and white prints. Learning about composition is ongoing with critiques at each stage of the process. In addition to learning the process of black & white film photography, there is the community of fellow film photographers that “develops” around the darkroom sinks as the more experienced members of the class offer support and comments to the newer members. All of the darkroom facilities are available at each class.



A close-up photograph of a person's hand holding a large, cylindrical brass hammer. The person is wearing a patterned top with blue and black geometric designs. The background is slightly blurred, showing a workshop environment.

METALS

FORGING, 3D PRINTING, METALSMITHING, AND CASTING!



Metalsmithing

Intro to Metals 1: Jewellery & Small Objects

Difficulty Level: Beg.

Cost: \$330

Date & Time: Tu., Jan. 9- Feb. 13, 6:00pm- 9:00pm

Date & Time: Tu., Feb. 22- Apr. 2, 6:00pm- 9:00pm

Instructor: Julian De La Garza

Beginning students will explore the fundamentals of working with metal to make jewelry and small objects. Learn basic techniques such as sawing, piercing, filing, disc cutting, dapping, doming and finishing. This class will also introduce students to techniques such as soldering, metal forming and basic construction. Students will begin to develop skills and personal creativity through instructor-guided projects that focus on design and execution. Each student will be encouraged to complete two to three pieces while becoming more proficient with the materials, tools, studio equipment, and safety practices. This class is also great for previous entry-level students who would like additional instruction and support.

Youth Ages 13-17 may enroll in the course if they are enrolled with a parent or guardian. For more information, please contact the registration office.

Independent Explorations in Jewelry Making

Difficulty Level: Int./Adv.

Cost: \$285

Pre-requisites: Jewelry/Metals 1 & 1.5 or Dept. Permission

Date & Time: Thurs., Jan. 11- Feb. 15, 6:00pm-9:00pm

Date & Time: Thurs., Feb. 29- Apr. 4, 6:00pm-9:00pm

Instructor: Julian De La Garza

Looking for the next step after Intro 1.5 or 2? Or have a specific jewelry project in mind but need design or technical support/guidance? You found the right class! In this open studio course, students will set personal goals, design their own projects and explore the medium with the design and technical guidance of a studio jeweler.

Minimum requirement of completing Intro 1 course or equivalent experience...

Youth Ages 13-17 may enroll in this course if they are enrolled with a parent or guardian. Parent/guardian must notify the registration office of enrollment by emailing wccregistration@worcester.edu

Students should bring their own materials / No Materials kit provided.



Stackable Rings

Difficulty Level: Beg.

Cost: \$280

Date & Time: Sat., Jan. 20, 10:00am- 4:00pm

Date & Time: Sat., Apr. 6, 10:00am- 4:00pm

Instructor: Julian De La Garza

Spend the day making Stackable Rings. Learn the basics of sizing, measuring, cutting, soldering and forming sterling silver to create your own set of stackable rings. You'll learn to hammer textures into your rings, as well as set a small stone. Students should expect to leave this workshop with at least 3 finished rings that can be worn together on one finger. Beginners welcome!

*Youth Ages 14-17 may enroll in this course if they enroll with and are accompanied by a parent/guardian. Please contact the registration office for more information.

solder their rings together before shaping them and polishing their rings.



Intro to Chasing and Repousse (2 Day Workshop)

Difficulty Level: Beg.

Cost: \$450

Date & Time: Sat. & Sun., Jan. 13-14, 10:00am- 4:00pm

Date & Time: Sat. & Sun., Mar. 9-10, 10:00am- 4:00pm

Instructor: Michael Coffey

Transform flat sheets of metal into almost anything! Chasing and Repousse (pronounced reh-poo-say) is a pair of techniques used around the world and can be applied in many ways. Jewelry pieces, wall art, decorations on cups, bowls, pitchers, and more! Students in this weekend-long intensive can expect to go home with at least one small (2x2" square) finished design, as well as all the knowledge and tools necessary to continue their exploration of these techniques at home, including how to make their own tools to suit their future projects. No prior metalworking experience is necessary to attend.

Raised Vessels 101

Difficulty Level: Beg.

Cost: \$265

Date & Time: Sat., Jan. 27, 10:00am- 4:00pm

Date & Time: Sat., Mar. 30, 10:00am- 4:00pm

Instructor: Michael Coffey

Raising is the process of taking a flat sheet of metal and progressively hammering it over a forming stake to create a variety of 3D shapes - typically bowls, cups, pitchers, and other vessels, but there are nearly endless creative uses for this technique! In this class we will start with the basics and create a round, symmetrical cup or bowl starting with a 6" disc of copper. No previous metalwork is required for this class.

Forging

Forge Like a Viking: Norse Money Rings

Difficulty Level: Int./Adv.

Cost: \$245

Date & Time: Wed., Jan. 24, 6:00pm- 9:00pm

Date & Time: Wed., Mar. 6, 6:00pm- 9:00pm

Instructor: Louis Garcia

Learn how to forge like a viking!

In this fast-paced, dynamic class, the student will learn to forge silver into an ancient form of currency used by Norse traders, the "Money Ring" bracelet. Learn the history of such items as well as practical knowledge of forming and working from an ingot of fine silver to produce these simple looking yet challenging forms. Learn basic silver forging and tapering fundamentals. Some forging knowledge is required.

Youth ages 13-17 may enroll in this course if they enroll with a parent or guardian. Parent/guardian must notify the registration office via email at wccregistration@worchester.edu

Forge Like a Viking: The Gotland Ring

Difficulty Level: Int.

Cost: \$245

Date & Time: Wed., Jan. 31, 6:00pm- 9:00pm

Date & Time: Wed., Mar. 20, 6:00pm- 9:00pm

Instructor: Louis Garcia

Learn how to forge like a viking!

In this second silver forging class, you'll expand the skills learned in beginner Silver Forging needed for forging fine silver from raw material to finished product. Pour a simple silver ingot in a shaped mould, practice basic forging techniques, expanded skills such as tapering, and use these skills in the creation of a wide band "Gotland Ring", a great symbol of status among 10th century Norse traders. By the end of class, you will have a basic understanding of historic silver forging techniques and will have crafted your own Gotland Ring!

Youth ages 13-17 may enroll in this course if a parent/guardian is also enrolled as chaperone. Parent/guardians should email WCC at wccregistration@worchester.edu if they plan to enroll their child in the course.



Forge Like a Viking: Forging a Spiral Ring

Difficulty Level: Int./ Adv.

Cost: \$210

Date & Time: Wed., Feb. 14, 6:00pm- 9:00pm

Date & Time: Wed., Mar. 27, 6:00pm- 9:00pm

Instructor: Louis Garcia

Learn how to forge like a viking!

This fast-paced workshop takes the skills learned in the beginner and intermediate silver forging and spiral rings workshops to the next level! Learn to craft a single-spiral ring, a design dating from the late Iron Age, from raw material to completion. You'll learn to forge a length of wire from a small ingot, hammer-drawing techniques for fine tapering, and how to form this simple ring from your forged fine silver wire.

Youth ages 13-17 may enroll in the workshop if they are enrolled with a parent/guardian. Please email wccregistration@worchester.edu to notify the registration office if you plan to enroll with your child.

Forge Like a Viking: Making a Spiral Ring

Difficulty Level: Beg.

Cost: \$245

Date & Time: Wed., Jan. 10, 6:00pm- 9:00pm

Date & Time: Wed., Feb. 28, 6:00pm- 9:00pm

Instructor: Louis Garcia

Learn how to forge like a viking!

In this fast paced beginner level workshop, you'll learn the basic techniques used to make medieval spiral-faced rings using copper, bronze and fine silver wire. Through instructor guided demonstrations, you'll explore the single and double looped ring. These designs are timeless and were used predominantly from the late Iron Age to the late Middle Ages. You'll have the opportunity to make several styles of rings during the workshop and will leave with the skills to continue making them at home.

Youth ages 13-17 can also enroll in this workshop if they are enrolled with a parent or guardian. Must notify registration office by emailing wccregistration@worchester.edu





MULTI MEDIA

FIBERS, PRINT MAKING, PAINTING, AND MORE!

Printmaking

Introduction to Screenprinting

Difficulty Level: Beg.

Cost: \$290

Date & Time: Fri., Mar. 1- Apr. 5, 6:00pm-9:00pm

Instructor: Bridey McGlynn

Explore the amazing world of screen printing! Screen printing can be used to make art prints, posters, t-shirts, bags, greeting cards, and so much more! In this course, students will use a positive screen printing method (screen filler) to learn the basics of screen printing. They will create 2 fun projects with the foundational skills they learn in the course.

The material fee for this course will cover the shared materials for the class. However, students will be asked to purchase additional materials for the course so they can have complete creative freedom with their projects.

Materials to buy before the first class:

- newsprint
- packing tape
- silkscreen **optional (WCC will provide each student with a screen for printing with for the duration of the course. If you would like to buy/bring your own screen you are welcome to but it is not necessary. If you are thinking about buying your own screen and need guidance please email your instructor at bmcglynn@worchester.edu)

Please wait until after the first class to purchase these materials:

- speedball screenprinting ink
- printmaking paper (or a material to print on of your choice)
- containers for ink (can be recycled)
- ruler with straight edge



Print Your Valentine Cards!

Difficulty Level: All lvls

Cost: \$115

Date & Time: Sat., Feb. 10, 1:00pm- 5:00pm

Instructor: Bridey McGlynn

Make something special for your valentine, friends, and family at Worcester Center for Crafts! In this one day workshop, students will learn how to print their very own Valentine's Day cards using the screen printing process. The final product will be a beautiful set of 10 handmade cards/envelopes to share with all the special people in your life! Beginners are welcome! All materials will be provided by Worcester Center for Crafts.

Painting & Paper

Watercolor Techniques (10 weeks)

Difficulty Level: All Lvls

Cost: \$525

Date & Time: Thurs., Feb. 1- Apr. 4, 6:00pm- 9:00pm

Instructor: Kat O'Connor

A painting class that will emphasize technique and its importance in the development of the individual's own style. Complete beginners to more experienced painters are welcome. Beginning painters will learn basic watercolor technique. Intermediate to advanced painters can work on their own projects or polish their technical skills.

Intermediate to advanced students will work on classwork and homework projects that increase the range of their painting abilities. Any painting problems that they may be having will be addressed on an individual basis in class.



Mandalas for Mindfulness

Difficulty Level: All lvls


Cost: \$55

Date & Time: Sat., Jan. 20, 10:00am- 1:00pm

Instructor: Atira Hope

Experience the healing benefits of drawing materials through the lens of mindfulness. During your meditative journey inward and on paper, we will practice drawing mandalas with symmetry to experience focus, patience, and mindfulness.

You will learn the spiritual history, inner benefits and art techniques to create mandalas in class and at home.



Fibers

Felted Baby Owls Workshop

Difficulty Level: All lvls

Cost: \$65

Date & Time: Sat., Feb. 3, 10:00am-12:00n

Instructor: Rachel Benson

Come learn the basics of needle felting while creating whimsical baby owls in this morning workshop. You will learn the art of sculptural felting and get to make the owls in the colors of your choosing.

This workshop is one of two parts. Sign up for the afternoon warm skys felted landscape workshop for a full day of felting fun!



Felted Mushroom Painting

Difficulty Level: All lvls

Cost: \$65

Date & Time: Sat., Feb. 3, 12:45pm- 2:45pm

Instructor: Rachel Benson

Come learn the basics of needle felting in this afternoon workshop! In this class you will get to give two dimensional felting a try while painting with wool to create a 5x5 mushroom landscape.

Sign up for the morning felting workshop offered this session as well for a full day of felting fun!



Make a Felt Gnome!

Difficulty Level: All lvls

Cost: \$65

Date & Time: Sat., Feb. 3, 3:30pm- 5:30pm

Instructor: Rachel Benson

Learn the basics of needle felting while you make a gnome in this one day workshop!

This workshop is a part of a series of felting workshops on 2/3.. make sure to sign up for Felted Mushroom Painting and Felted Baby Owls Workshop for a full day of felting fun!



POLICIES

REFUNDS & CANCELLATIONS for Online Learning Courses

Student cancellations for any and all online courses in Metals, Ceramics, Photography, and Glass must be made at least 5 business days prior to the first class meeting and are eligible for a full refund. All cancellation requests must be submitted in writing via email to the Registration Office at wccregistration@worchester.edu. No refunds or credits will be given for student absences nor for student cancellations made less than 5 business days prior to the start date. Any and all related materials and kits are non-returnable and are non-refundable once shipped.

The Worcester Center for Crafts reserves the right to cancel any online class or workshop due to insufficient enrollment up to 5 business days prior to the scheduled start date of an offering. When course or workshop is cancelled by the Worcester Center for Crafts, a full refund will be issued.

REFUNDS & CANCELLATIONS for In-Studio Courses

The Worcester Center for Crafts reserves the right to suspend any and all programs at any time if health and safety conditions change due to the COVID-19 pandemic.

Ceramics, Healing Arts, Glass, and Photography courses:

Student cancellations for any and all in-studio courses in Ceramics, Photography, and Glass must be made at least 2 business days prior to the first class meeting and are eligible for a full refund. All cancellation requests must be submitted in writing via email to the Registration Office at wccregistration@worchester.edu. No refunds or credits will be given for student absences.

Metals courses:

Student cancellations for any and all in-studio courses in Metals must be made at least 5 business days prior to the first class meeting and are eligible for a full refund. All cancellation requests must be submitted in writing via email to the Registration Office at wccregistration@worchester.edu. No refunds or credits will be given for student absences.

Multi Media courses:

Student cancellations for any and all in-studio Adult Multi Media courses must be made at least 7 business days prior to the first class meeting and are eligible for a full refund. Student cancellations for any and all in-studio Youth Multi Media courses must be made at least 5 business days prior to the first class meeting and are eligible for a full refund. All cancellation requests must be submitted in writing via email to the Registration Office at wccregistration@worchester.edu. No refunds or credits will be given for student absences.

Worcester State University & Worcester Center for Crafts Consent & Release of Liability for Online Learning Courses

All registrants of Craft Center online learning classes and workshops must review the terms of the Consent & Release of Liability for participation in their selected classes and workshops hereby referred to as "Activities". These terms are listed within each online course listing.

By completing your registration, you will be acknowledging that all registered parties are 18 years or older, are legally competent to make the agreement, and have read and understand the terms. You will also be agreeing to comply with all the rules and regulations set forth with regard to the Activity, and you agree that all issues of civil liability shall be determined in accordance with Massachusetts General Laws. By enrolling, you are giving up substantial legal rights that you might otherwise have, and you acknowledge that you have registered knowingly and voluntarily.

If you are the parent or guardian registering a student who is under 18 years of age, you acknowledge that you have legal responsibility for the minor participant named in the registration, consent and agree to their release, as provided by the agreement, of the Commonwealth of Massachusetts, the Board of Higher Education, WCC, WSU and their employees, agents, and representatives, and you, yourself, and your heirs, representatives, assigns, and next of kin, do release and agree to indemnify and hold harmless the Commonwealth of Massachusetts, the Board of Higher Education, WCC, WSU and their employees, agents, and representatives from any and all liability as a result of or arising out of your minor child's participation in the Activity, to the fullest extent permitted by law.

Cancellations Related to COVID Illness:

Please do not attend class or come into the Center if you have tested positive for COVID-19 or if you are ill or exhibiting symptoms of COVID-19. In the event that you are ill and are no longer able to attend class, please notify the Registration Office immediately via email at wccregistration@worchester.edu.

The Craft Center's standard cancellation policies as listed above for each department apply, and students must submit their email requests to cancel a registration within the specified cancellation deadline(s) detailed above to be eligible for a full refund. Once a cancellation deadline has passed, no exceptions will be made.

Multi-week Registrations: Students are eligible for a pro-rated (tuition-only) refund of the week(s) of a multi-week class that they missed provided that they have provided timely notification to the Registration Office via email (wccregistration@worchester.edu) of their intended absence(s) from class and can provide documented proof of a recent positive COVID test. Timely notification is defined as advanced notice of each absence in writing via email prior to your class start time. Late notifications will not be considered eligible. Your absence(s)/attendance will be cross-checked with your instructor before your refund can be processed.

NO exceptions will be considered for requests made after the class has completed.

Workshop Registrations: Students are eligible for a full refund for workshop registration if they meet both of the following conditions:

1. They must email the office of their COVID cancellation/absence PRIOR to the scheduled start time of the workshop. No requests will be honored if you have not emailed the office before the course start time.
2. They must then provide the office with emailed documentation of the positive COVID test once the result is received, before a refund will be processed.

WCC Media Release Policy:

We may occasionally use photos of students in promotional materials. Enrollment in one of our courses is consent to WCC using photos/videos of your class participation and/or art work in future advertising. If you would prefer WCC to not use photos of yourself or your enrolled family member, please let us know by filling out the Media Release Form, located on our website, and submitting it to wccregistration@worchester.edu

If there is a photographer in your course/workshop, kindly remind them that you have withheld consent to be photographed. If WCC is using your photo in current marketing and you would prefer it not to be used, please let us know by emailing wccregistration@worchester.edu

Questions about Registering?

Registration is open to you 24/7 ONLINE at register.worcestercraftcenter.org

If you have questions about classes or would like assistance with registering for a class, here are our available support options:

Email Support: wccregistration@worchester.edu
Phone Support: 508.753.8183 ext.301

In-Person Support:

Visit the Gallery Store or stop by the registration office.

Hours of operation can be found on our website.

Age Restrictions for Classes

Adult classes and workshops are generally restricted to students 18 years and older. Youth classes and workshops are generally restricted to students 6 to 17 years of age, and each offering is designated for a specific age group. Our goal, first and foremost, is to provide the most comfortable learning environment for all of our students.

How to Register with a Gift Card

To register with a gift card, you must do so with the Registration Office either in person or over the phone (508) 753-8183 ext. 301. Please have gift card(s) on hand at time of registration and be prepared to present gift card number(s) on the back of the card(s).

Scholarship Program

We believe that everyone can benefit from taking craft classes.

If you'd like to take a class and you don't think you or your family can afford the tuition, you may apply for a scholarship to assist you. Most of our scholarships are based on financial need, as well as on the potential for the student to benefit from instruction.

For application information and details, please visit: www.worcestercraftcenter.org/scholarships

